



Article scientifique

Article

2012

Accepted version

Open Access

This is an author manuscript post-peer-reviewing (accepted version) of the original publication. The layout of the published version may differ .

Learning, attentional control, and action video games

Green, C. Shawn; Bavelier, Daphné

How to cite

GREEN, C. Shawn, BAVELIER, Daphné. Learning, attentional control, and action video games. In: Current biology, 2012, vol. 22, n° 6, p. R197–R206. doi: 10.1016/j.cub.2012.02.012

This publication URL: <https://archive-ouverte.unige.ch/unige:91941>

Publication DOI: [10.1016/j.cub.2012.02.012](https://doi.org/10.1016/j.cub.2012.02.012)

Learning, Attentional Control, and Action Video Games

Review

C.S. Green^{1,*} and D. Bavelier^{2,3,*}

While humans have an incredible capacity to acquire new skills and alter their behavior as a result of experience, enhancements in performance are typically narrowly restricted to the parameters of the training environment, with little evidence of generalization to different, even seemingly highly related, tasks. Such specificity is a major obstacle for the development of many real-world training or rehabilitation paradigms, which necessarily seek to promote more general learning. In contrast to these typical findings, research over the past decade has shown that training on ‘action video games’ produces learning that transfers well beyond the training task. This has led to substantial interest among those interested in rehabilitation, for instance, after stroke or to treat amblyopia, or training for various precision-demanding jobs, for instance, endoscopic surgery or piloting unmanned aerial drones. Although the predominant focus of the field has been on outlining the breadth of possible action-game-related enhancements, recent work has concentrated on uncovering the mechanisms that underlie these changes, an important first step towards the goal of designing and using video games for more definite purposes. Game playing may not convey an immediate advantage on new tasks (increased performance from the very first trial), but rather the true effect of action video game playing may be to enhance the ability to learn new tasks. Such a mechanism may serve as a signature of training regimens that are likely to produce transfer of learning.

Introduction

Prompted in part by a growing market of aging baby boomers, the past decade has seen a surge of interest in so-called ‘brain training’. Products and paradigms as varied as diet, aerobic exercise, social interactions, pharmacological interventions, meditation, working memory training, and video games have been promoted for their potential ability to enhance memory, speed processing, boost executive functions, and/or augment fluid intelligence [1–8]. For all the excitement, however, there is also much skepticism as to whether such regimens truly produce benefits of sufficient size and scope to noticeably improve the quality of day-to-day existence. For instance, in the case of cognitive training regimens, the tendency of human learning to be highly specific to the exact characteristics of the training environment is a major obstacle that must be overcome before real-world cognitive enhancement can be realized [9].

Here, we take stock of the current scientific understanding of specificity and transfer in learning, in particular the principles that can be drawn from the highly general learning that is produced by experience with action video games, in an attempt to define a path towards learning that is widely applicable. More specifically, we note that rather than attempting to teach individuals an extensive variety of individual skills, it may be more useful to enhance attentional and executive control [10]. By facilitating the identification of task-relevant information and the suppression of irrelevant, potentially distracting sources of information, improvements in attentional control could enable individuals to more swiftly adapt to new environments or to more quickly learn new skills. The proposal that action game play fosters such ‘learning to learn’ would naturally account for the wide variety of skills enhanced by action game play.

Within- and Between-Individual Differences in Learning

The primary focus of this review is extrinsic factors in learning — in other words, the characteristics that training regimens need to incorporate in order to successfully enhance behavioral performance. However, this is by no means meant to discount the role intrinsic factors play in determining learning outcomes. For instance, it is well known that the ability of a given individual to learn changes dramatically as a function of age [11]. Indeed, the dominant view in the neurosciences through the middle portion of the previous century was of a brain that, while quite plastic in infancy, childhood, and adolescence, became reasonably fixed and inflexible in adulthood and old age. Consistent with this idea was, for example, the finding of sensitive periods, wherein the potential for large-scale learning/plasticity was most present only early in life. This foundational concept, initially pioneered by Hubel and Wiesel in the study of the development of binocular vision [12], has been echoed in domains ranging from tactile perception [13] to language acquisition [14].

But although it is unarguably the case that the malleability of the brain declines with age, recent research shows that, given appropriate training, the adult brain has the capacity for far more substantial plasticity than previously believed [11,15]. For example, the recent successes in recovering function lost following cortical damage, such as strokes [16], and in improving vision in adults with amblyopia [17] are both examples of plasticity in circumstances where training was previously believed to be futile. These, and many other similar findings, offer substantial hope for the development of learning paradigms across the lifespan.

In addition to within-individual changes in plasticity, such as occur with normal aging, the presence of between-individual differences in learning ability have been noted for millennia. As early as the Zhou Dynasty in China, 2500 years ago, Confucius perhaps first outlined the principle of what would today be called ‘differentiated instruction’ — essentially the idea that effective teaching needs to be tailored to the abilities of individuals, which can vary substantially [18]. In the late 19th century, Sir Francis Galton (who coined the phrase ‘eugenics’), suggested that individual differences in life outcome could be attributed to heritable differences

¹Department of Psychology, Games+Learning+Society, Brogden Psychology Building, 1202 W. Johnson Street, University of Wisconsin-Madison, Madison, WI 53706, USA. ²Department of Brain and Cognitive Sciences, Meliora Hall, Box 270268, University of Rochester, Rochester, NY 14627, USA. ³Psychology Section, FPSE, Université de Genève, Bd. du Pont d’Arve 40, 1211 Genève 4, Switzerland.

*E-mail: csgreen2@wisc.edu (C.S.G.), daphne.bavelier@unige.ch (D.B.)

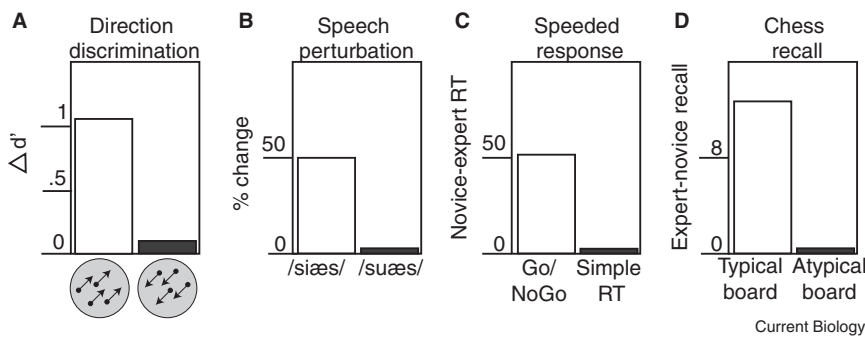


Figure 1. Learning is highly specific to the training conditions.

(A) Subjects trained to discriminate motion direction around one reference angle (45°) improve substantially over the course of training (improvement shown in white bar). However, when tested on the same task, but the opposite direction (225°), no benefit of training is observed (transfer, or lack thereof, black bar - data replotted from [25]). (B) Subjects trained to produce one nonsense string while the mouth is physically perturbed show substantial learning (white bar). However, the learning does not transfer to a task wherein the same perturbation is used, but

a new nonsense string must be produced (black bar). Adapted from [86]. (C) Expert baseball players show substantial reaction-time (RT) advantages over non-experts in a task with similar processing demands as those that occur while batting in baseball (Go/NoGo = Swing/Don't Swing; white bar). However, no such advantage is observed in a simple reaction-time task, which has no such baseball equivalent (black bar). Adapted from [87]. (D) Expert chess players show a substantial advantage over non-experts in the ability to recall the position of chess pieces only when the pieces are in real-game typical positions (white bar). When pieces are positioned randomly, no advantage is observed (black bar). Adapted from [21].

in the “adequate power of doing a great deal of very laborious work” (quoted in [19]). This belief presaged work in the field of expertise starting in the 1960s, where the capacity for ‘deliberate practice’ — choosing to train on effortful activities, such as playing chess or the piano — was identified as the best predictor of learning and eventual expertise [19].

Thus, it is worth considering that the exact implementation needed to realize the principles of effective training regimens may differ greatly depending on the precise circumstances. Nevertheless, we believe the overall principles that will be discussed in the remainder of the article are generally applicable regardless of age, individual aptitude, or most other individual differences.

The ‘Curse’ of Learning Specificity

The realization that even the least plastic humans are capable of acquiring new skills (or reacquiring lost skills), coupled with a rapidly aging population, has led to a growing interest in ‘brain fitness’, with the most popular approach being the ‘mini-task’ approach, wherein the individual undergoes repeated practice on a relatively small set of tasks. Often these tasks are, at their base, reasonably standard experimental paradigms (for example, task-switching, multiple-object tracking, the Tower of Hanoi, Raven’s Progressive Matrices) that have been ‘dressed up’ with visual and sound effects to appear less sterile (often satirically dubbed the ‘chocolate covered broccoli’ approach). But although there is no question that, given sufficient time on task, individuals will show substantial improvements on the trained task(s), it is less clear that such training will benefit untrained tasks, such as those that might be encountered outside the lab during normal day-to-day life. Yet, it is these everyday activities that should, after all, be the true goal of such regimens.

For example, one may hypothesize that training on a ‘gamified’ version of the Tower of Hanoi task — made to look more like a video game and less like a psychological experiment — would promote an increase in high-level planning or spatial working memory, which would in turn lead to enhanced performance on many tasks that require high-level planning and spatial working memory ability both within and outside of the lab. Yet, such training could also simply teach an individual the specific rules and

strategies necessary to solve the Tower of Hanoi task, a result that would not benefit any tasks other than the Tower of Hanoi task itself.

Indeed, one striking feature of much human learning is its specificity to the exact learning task and context. This specificity has been seen in every sub-field of psychology that focuses on learning — for example, motor learning [20], expertise [21], memory [22], and education [23] (Figure 1). However, it has been perhaps most thoroughly demonstrated in the sub-field of perceptual learning, where the learning is often specific to seemingly exceedingly low-level attributes of the task environment. For example, learning of visual tasks is often specific to retinal position [24]. Individuals trained to determine the orientation of a target that always appears in one quadrant of the visual field will show clear evidence of learning — improvements in performance over time that persist over the course of at least days, and typically months to years. But when the target position is moved to an untrained quadrant, performance returns to baseline levels and the subject must learn this new position ‘from scratch’. Similarly, individuals trained to discriminate whether a field of moving dots has a global direction of motion of 3° clockwise versus 3° counterclockwise from straight up show no benefits of this initial learning when tested on the same task, but around a different reference angle, such as 3° clockwise or counterclockwise from straight down [25]. Comparably specific learning has been documented for myriad low-level features, including spatial frequency, line/grating orientation, background texture, and even which eye was trained [26–28].

For those whose interest in the development of training regimens is practical in nature it is obvious why this tendency toward specificity is a problem that needs to be overcome. After all, it is of little use to improve the ability to detect a triangle target in peripheral vision if this training does not increase the ability to detect an approaching car in an intersection. Similarly, improving one’s ability to remember a sequence of digits when presented in the lab has little use if it does not improve one’s ability to remember a phone number at home.

To Generalize or Not to Generalize?

Although specificity is obviously a ‘curse’ if the goal is, for instance, rehabilitation after stroke, it is perhaps more useful

to think of specificity and generalization as being two ends of a continuum, either of which can theoretically be the 'ideal' learning solution depending on the training conditions. The available literature points to two factors in particular that appear to be key in pushing learning toward one extreme or the other: the number of training trials experienced; and the amount of variability in the training set.

Concerning the first factor, several authors have suggested a possible distinction between an early phase of learning (when relatively few trials have been experienced), which is reasonably fast and tends to generalize well across contexts, and a later phase of learning (when the number of trials experienced increases into the several hundreds or thousands), which is slow and much more specific to the exact characteristics of the task [29]. This trend is also echoed in much of the expertise literature, where increases in automaticity (which is necessarily specific) are only seen with substantial experience [30].

As for the second factor, the fact that more general learning is produced by greater variety in task/stimuli has been noted for over a century [31] and has been demonstrated in a multitude of domains [32]. As just one example, Catalano and Kleiner [33] manipulated the number of distinct timings subjects experienced in a coincident timing task. In this task subjects were seated in front of a row of lights, which lit up one at a time starting with the most distant from the subject and moving toward the closest to the subject. The subject's goal was to press a button at the exact time that the final light turned on. One group of subjects was trained on a single inter-light timing (a constant speed), while another group of subjects was trained on a variable set of timings. Then, following training, both groups were tested on timings neither group had previously experienced. While the single-timing group showed the greatest amount of learning during training (consistent with the view that the most effective training for a single task is repeated experience with that one task), the multiple-timing group far outperformed the single-timing group in the transfer conditions. In short, there is no free lunch. If the goal is to train a very specific skill that needs to be executed repeatedly and flawlessly, then the appropriate training regimen should include substantial numbers of trials of that very task. Conversely, if the goal is to produce performance that is less skilled on any one individual task, but more applicable to a wide range of tasks, then the appropriate training regimen should include fewer trials of experience on any one task, and a much broader variety of stimuli/tasks [32].

Hierarchical Learning

Variety is an essential characteristic of training regimens that lead to more general learning. The precise role variety plays in learning can be easily captured in a theoretical framework that recognizes that tasks can be organized hierarchically — or in other words, that tasks can share component processes [34]. Thus, variety, by allowing the opportunity to experience many tasks with such shared component processes, will foster the ability to learn at this 'meta' level.

As a toy example, imagine a training regimen that consisted of one hour of making peanut butter and jelly sandwiches, one hour of making ham and cheese sandwiches with mayonnaise, and one hour of making Nutella and banana sandwiches. While each different sandwich type

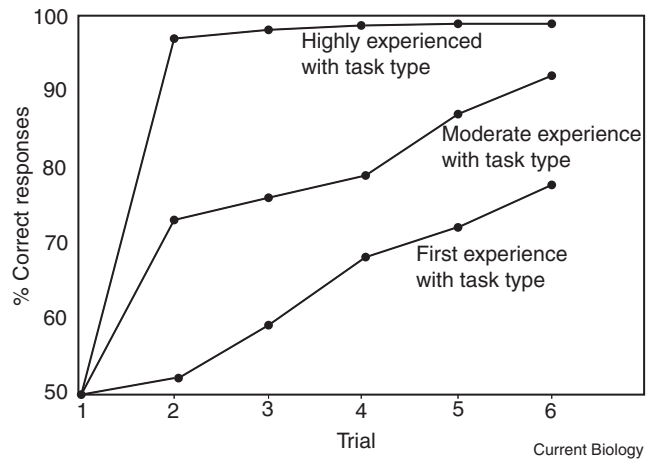


Figure 2. Evidence of learning to learn.

Although experience with many tasks with the same underlying structure did not result in enhanced performance on trial number one (indeed, it cannot help, the best the animal can do is guess the correct answer), it did result in a substantial increase in the rate at which the new tasks were learned. Adapted from [35].

represents a distinct 'task', there are obviously shared components amongst the tasks (for example, taking a semi-solid product from a jar and spreading it on bread). This knowledge will obviously benefit tasks that share this component, such as making a marshmallow fluff sandwich, but not tasks that do not share this component, such as pouring cereal.

The broad framework that tasks are inherently hierarchical in nature, and generalization results from learning at meta-levels, encompasses a wide swath of more specific theories. For instance, Thorndike's theory of identical elements [31] states that some tasks involve identical processing components. The more identical processing elements two tasks share, the more learning on one will benefit the other — for example, large transfer from learning to drive a car to learning to drive a truck, but less transfer to learning to drive a boat. Similarly, both motor schema theory [20] and Harlow's theory of 'learning set formation' [35] emphasize that seemingly different tasks may nonetheless have similar rules at their roots.

For example, in Harlow's work, monkeys were given a series of different learning tasks to solve [35]; on each trial, the animal had to choose which of two food wells (covered by different contextual objects) to look in for a food reward which, within a block of trials, was always hidden under the same contextual object. Thus, when a new block of trials began, complete with new contextual objects, there was no way for the animal to know which object to search under. Nevertheless, it was also the case that a single rule of 'win-stay, lose-switch' would always result in a food reward on the second and all subsequent trials; that is, if the chosen object resulted in food on the previous trial, it should be picked again, and if the chosen object did not result in food, the other object should be chosen on the next trial. Through experience with many blocks, the animals eventually learned this rule and in doing so greatly improved their performance on all ensuing transfer blocks (Figure 2; see also work on transfer of metacognitive skills [36]). In the domain of perceptual learning, the 'double-training' or 'training-plus-exposure' procedures pioneered by Yu and

Box 1

Methodological issues in cognitive training studies.

Studies in the field of cognitive training typically employ one of two types of design — cross-sectional and intervention. In many cases, both appear in the same paper. In most cross-sectional designs, individuals who either do or do not fit the cognitive training profile are recruited via targeted means. For instance, a researcher interested in the effects of musical experience may seek out individuals who either play a musical instrument regularly or who have never played a musical instrument [88]. Researchers interested in the effects of action video games may recruit individuals who have either played action video games frequently over the past year or have not played action video games at all. Other examples include recruiting subjects who have expertise in mind-brain training [5] or not or have undergone aerobic exercise or not [2]. In intervention studies, participants who are naïve to the cognitive training(s) used in the design are recruited and assigned to either the experimental training or the control training. Performance before and after training is measured to evaluate the causal effect of the cognitive training.

In the case of cross-sectional video game studies, subjects fill out a questionnaire indicating the amount of time they spend playing action games as well as other game genres. Those who play action games specifically for more than five hours a week, and have done so for the past 6–12 months, are labeled action video game players. Those who have played little to no action or fast-paced games for the past year (although they may have played other game types), are labeled non-action game players. The subjects who fit either of these criteria are then run in the experiment. The performance of the gamers and the non-gamers are compared on the measure(s) of interest and an effect of action video game play is reported if the two groups differ.

One recent criticism of the field [89] has suggested that the lack of blind recruitment can potentially explain any and all benefits in such studies. In this view, individuals who identify as action game players, music experts, or as being aerobically fit realize they are being recruited for this purpose and feel additional pressure to perform accordingly and it is this belief, not true changes in ability, that lead to enhanced performance. Thus, in studies where subjects are evaluated for group membership only after the conclusion of experimental testing, no differences should be observed between experts and non-experts. However, several studies in the field of action games have utilized blind recruitment (some involving over 100 subjects in total) and have reported similar effects as are noted in non-blind studies, therefore suggesting that recruitment bias is not a main concern in cross-sectional studies in this field [62,63,67,73,79].

Of course, there is a common agreement in the field of cognitive training that blind recruitment would be preferable. However, in practice, it is often inefficient. First, it is an expensive proposition as the groups under study are highly specialized and often represent only a small fraction of the total population (expert musicians, expert action game players, expert meditators), thus calling for hundreds of subjects to be tested to ensure a handful of subjects per group of interest. Second, even blind recruiting does not address a more central issue, which is that of causation.

Indeed, cross-sectional studies cannot speak to the causal role of training in the performance changes observed in experts. In other words — are individuals who naturally practice the cognitive training of interest simply inherently better at the tasks? Or does practicing *per se* lead to the observed enhanced abilities? To demonstrate a causal role of any form of cognitive training, carefully controlled intervention studies are needed. In the case of action video games, training studies first proceed by recruiting individuals with little to no gaming experience, pre-testing them on the measure(s) of interest, and then randomly assigning the subjects to one of two training conditions (Figure 3). One group comes to the lab from one to two hours a day, several days a week, and plays an action video game (total training length has been between 10 and 50 hours, depending on the study). The other group comes to the lab on an equal schedule, but plays a control game. The control game is selected to match the action game on as many aspects as possible (the ‘fun’ factor, amount to learn, skill improvement, and so on), but importantly contains no ‘action’ components. Then all participants are post-tested a few days, or even a few months, after the end of their training. A causal effect of action video game play is established when action trainees show greater pre-post performance improvements than control trainees.

Although cognitive training studies in some fields have utilized a no-intervention, no contact group as control, the inclusion of an active control is becoming a gold standard in training experiments [40]. Both no-intervention and active control groups ensure that any effects noted in the experimentally-trained group cannot be attributed to test-retest effects (participants typically perform better when taking a test for a second time regardless of training). However, active control groups also eliminate the possibility that any benefits of training can be attributed to psychological factors such as those seen in the Hawthorne effect, wherein individuals who have attention paid to them perform better than those who do not. Furthermore, active controls also limit potential biases due to participants’ expectations. Indeed, unlike drug studies, where groups can be given visually identical pills, truly blind studies are impossible in cognitive training.

Simply put, there is no way to train a subject without them being aware of the content of their training. The best way to address this issue is the presence of a well thought-out active control group, whereby all training appears equally active to participants. Two approaches to choosing active control groups are emerging, each with their own strengths and weaknesses. Some groups have utilized active controls wherein the subjects perform the same basic task as the experimental group, but at much lower levels of difficulty [90]. Other groups have opted to alter the specific content, while matching the basic genre of the training (‘video games’ or ‘performing arts’) as well as keeping engagement roughly matched across groups [56,60]. For example, in several studies examining the impact of practicing a musical instrument on cognitive development in children, the experimental group was enrolled in music playing classes while the control group was enrolled into drama lessons [88]. Similarly, studies investigating the effects of aerobic exercise on cognition often contrast performance in the experimental aerobic exercise group with a group trained in some other fitness-related regimen such as stretching [91]. In action game training studies, entertainment video games are used for both experimental and control groups. Both conditions are presented to subjects as experimental conditions, limiting subjects’ expectation about expected outcomes.

Finally, although subjects do know the basic content of their training, this does not mean they are capable of making correct predictions regarding the expected outcome, as this requires an extensive background in experimental psychology. For instance, no naïve

undergraduate would know that one predicted effect of action video game training is that it should result in overall faster responses in a visual search task, but also a greater difference between reaction times in trials where targets are response compatible with distractors than in trials where targets are response incompatible with distractors. Accordingly, when researchers have considered the types of effects that would be consistent with such a bias, their prediction was not borne out in the data. For instance, Boot *et al.* [89] made the explicit prediction that action game trainees would believe they are expected to improve at measures of spatial attention, but not in measures of mental rotation (since action games contain lots of spatial localization, but basically no mental rotation). However, when this exact experiment was run, action game trainees improved at both skills [60].

colleagues [37,38] could also be construed to fall under the umbrella of hierarchical learning. In these experiments, exposure to multiple tasks/stimuli results in a degree of transfer not observed when subjects are trained on the tasks in isolation.

Finally, analogous ideas have been explored in the educational psychology domain. For instance, although learning in school typically focuses on content (for example, the names of the state capitals or the number of neutrons, protons, and electrons in an atom of carbon), Binet [39], at the turn of the 20th century, noted that many skills underlie the ability to successfully acquire content. One such skill, required by nearly all school learning, was the ability to remain still, quiet, and focused. He thus invented many games to play with his young students that would each teach this higher-level ability (for example, they would play ‘statue’ where, when given a command, all the students had to freeze in their current position until a second command was given). Only when these basic skills had been developed did he attempt to teach content — a process that was accomplished far more efficiently than would have been the case without such training.

This hierarchical view thus calls for the identification of task components that are most commonly shared across many different tasks. We are certainly not the first to suggest that the ability to flexibly and effortlessly allocate attentional and executive resources is key in our ability to manage almost any challenging task [6,40]. Such abilities foster efficient filtering of noise and enhancement of signal, which in turn underlie performance improvements in essentially all perceptual tasks [10,41,42]. The automatization of resource allocation also holds the potential to free executive systems for more complex problems, including discovering the underlying structure of a task. Indeed, one cannot excel at a task without having developed proper representations to handle the task itself.

The importance of developing meaningful units that can serve as pointers for top-down attention, and thus guide learning, is highlighted by studies on multi-stimulus learning (or roving) in the perceptual learning literature. The mixing of multiple stimuli can hinder learning as the dimensions along which learning should occur constantly vary. Yet proper spatio-temporal patterning can rescue learning by providing the necessary cues to identify the units over which learning should occur [43]. While the process of identifying the correct learning space is often reduced to template matching in studies of perception, it can take more complex forms when it comes to learning rich hierarchical structures as children do during many aspects of their conceptual development [44]. A direct consequence of this realization has been the search for training regimens that result in the automatization of resource allocation. In children and older adults where executive skills are somewhat weak, several

promising alternatives have emerged, including playing a musical instrument [45] or computer-based brain training [40,46]. Here, we shall evaluate the possibility that playing action-packed, first-person shooter video games may augment attentional control and executive functioning in young adults at the prime of their capacity [47].

Action Video Game Play Enhances Attentional Control

Over the past two decades, myriad reports have documented the beneficial effects of playing video games [7,48,49] (see also Box 1). While the earliest work in this field did not explicitly distinguish between genres of games [50], more recent work has identified one particular genre (so-called “action” video games) as containing games that promote the broadest benefits to perceptual and attentional abilities. Games in this genre are distinguished from those in other genres (such as strategy or role-playing) by the speed of the games (both in having transient objects that quickly pop into and out of the visual field and in the velocity of moving objects), high perceptual, cognitive, and motor loads (for example, multiple characters to monitor simultaneously, and many possible motor plans to keep active before making a selection), an emphasis on peripheral visual field processing and divided attention (items of interest often first appear at the edges of the screen at the same time as events that are occurring at the center of the screen). Furthermore, these games require players to constantly make predictions regarding future game events both spatially — “Where an enemy is most likely to appear?” — and temporally — “When is an enemy most likely to appear?” The latter occurs at many different time scales, from the millisecond range when considering enemy appearance, to minutes for knowledge of the lay of the land, to hours or days for meta parameters such as achieving the goal of a particular game level. Finally, as the game unfolds, players constantly receive feedback as to the accuracy of their predictions, a key step in engaging the reward system and thus producing learning [51–53]. A distinguishing feature of these games is the layering of events/actions at many different time scales, resulting in a rather complex pattern of reward in time. This feature may explain, in part, why action video game players seem to maximize reward rate in a variety of tasks [54]. Although this complex reward schedule likely has an important role to play in conjunction with changes in attention, when considering learning to learn in this review, we will focus primarily on the well-documented changes in attentional control.

Indeed, there is certainly considerable evidence in the literature that action game play enhances various aspects of attention, including selective attention over space and time and attention to objects [54–71]. Although we separate these elements in the following section, this is primarily in the service of organization, rather than being representative

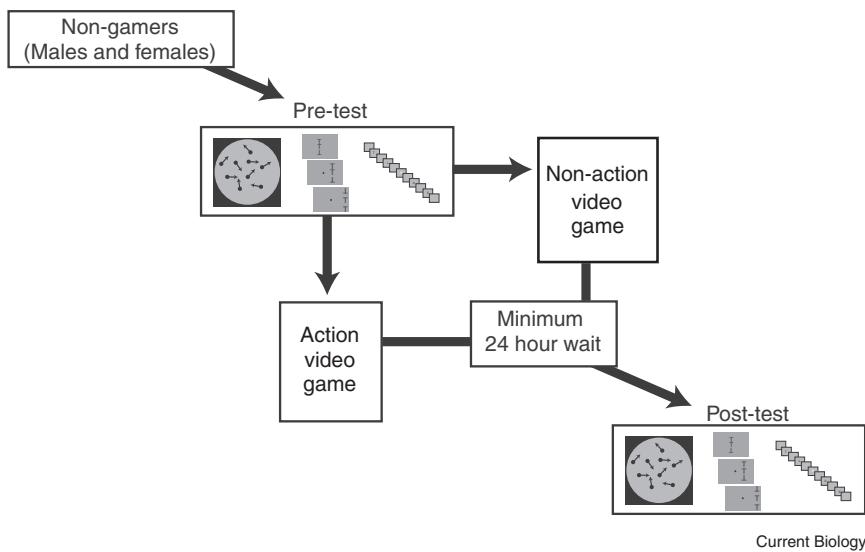


Figure 3. Training study design.

Individuals who report playing little to no video games (both males and females) are recruited and pre-tested on measures of interest. The pre-test measures are specifically designed to minimize task specific learning (for example, small numbers of trials, no feedback). Following pre-test, the groups are randomly assigned to play either an action game or a non-action, control game. The games are matched as closely as possible for as many aspects of game play as possible (identification with character, fun, 'flow', and so on) while leaving attentional and action demands different. Subjects come to the lab to play the game one to two hours a day (maximum of 10 hours a week) for anywhere from 10 to 50 hours depending on the study. Once the training is completed (and at least 24 hours after the last training session ends to ensure that any observed effects are not due to transient changes in physiology/arousal), subjects complete similar tasks as during pre-test. A causal role of action game playing is indicated by a larger change from pre- to post-test in the action trained group than in the non-action trained group.

of true differences in mechanism or outcome. As we will see, the effects appear to be in the control of top-down attention, independent of the exact instantiation.

Selective Attention in Space

The ability to focus attention on a target and ignore distracting information is the essence of selective attention. Correspondingly, action game play results in more effective localization of a target whether presented in isolation, as in Goldman perimetry [67], or amongst distracting, irrelevant information, as in the Useful Field of View [55,56,59,60] or in standard visual search [72] (Figure 4). Crowding thresholds, the minimum distance between a target and a distractor wherein the target can still be individuated and identified, are often thought to be indicative of the spatial resolution of visual attention. These thresholds are also reduced as a result of action game play, an effect that occurs both within and outside of the trained portion of the visual field, thus indicating that the effect is not retinotopically specific [57]. Furthermore, the benefits to spatial attention are not limited to quickly presented static displays. West and colleagues [64] utilized a dynamic display wherein subjects were presented with many moving 'swimmer' stimuli at two levels of perceptual load — either 15 or 30 moving circles with oscillating line arms, in a wide field of view (a circular field with a 30° radius). Subjects monitored this display for between 1.5 and 3.5 seconds for the onset of a target stimulus, wherein one of the swimmers stopped moving and increased the oscillation of its arms. Video-game players far outperformed non-gamers at both levels of perceptual load and at all possible target eccentricities (from 10° to 30°).

Selective Attention in Time

Action game play also enhances the ability to select relevant information over time. When viewing a rapid 10 Hz stream of visually presented letters, wherein all the letters are black except one letter that is white, participants can typically easily identify the white letter. However, doing so creates a momentary blink in attention, leading them to be unaware

of the next few items following the white letter. This effect, termed the attentional blink, is believed to measure a fundamental bottleneck in the dynamics of attentional allocation. Action game training significantly reduces the magnitude of this blink, with some expert gamers failing to show a blink at all [56,73,74]. Also consistent with an enhancement of attention in time is the finding that action game training reduces the negative impact of backward masking [70] and the report that action gamers perceive the timing of visual events more veridically than nongamers [63].

Selective Attention to Objects

A third aspect of attention documented to change for the better after action game play has been attention to objects [56,60]. Using the multiple object tracking task, action game players can successfully track both more independently moving objects than non-video-game players as well as track the same number of objects at faster rates [58,68,73,75]. This skill requires efficient allocation of attentional resources as objects move and bounce off one another in the display.

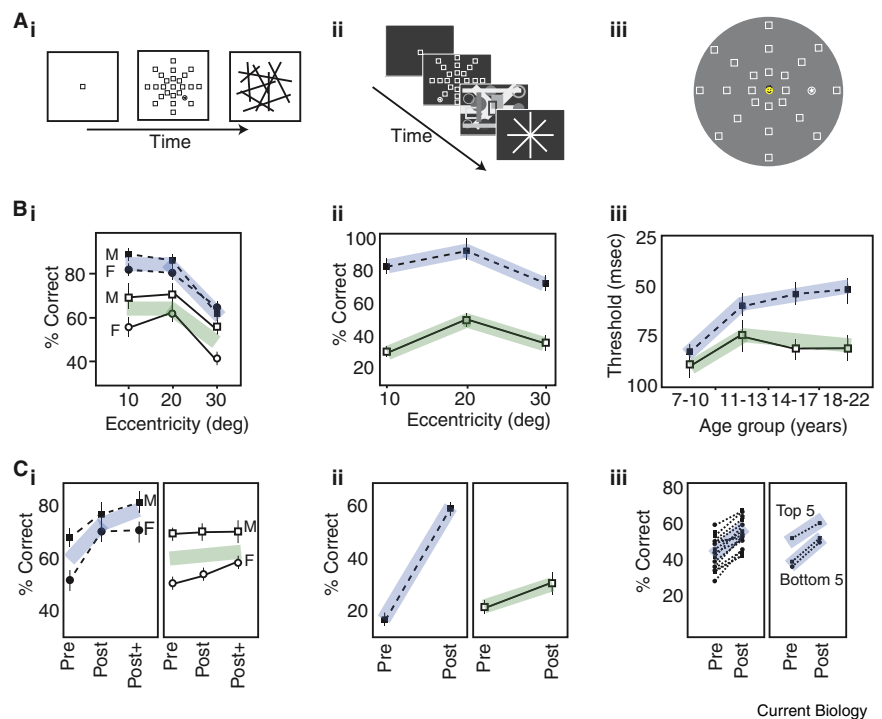
Toward More Efficient Attentional Control

The proposal that action game play enhances top-down aspects of attention by allowing gamers to more flexibly allocate their resources is supported by several independent sources. For example, it has been shown that action video game players better overcome attentional capture. Chisholm *et al.* [71] compared the performance of gamers and non-gamers on a target search task manipulating whether a singleton distractor, known to automatically capture attention, was or was not present. Although the singleton distractor captured attention in both groups, it did so to a much lesser extent in action gamers than non-gamers, suggesting that gamers may better employ executive strategies to reduce the effects of distraction.

Recently, Mishra *et al.* [65] made use of the steady-state visual evoked potentials technique to understand the neural bases of the attentional enhancement noted in action

Figure 4. Improved selective spatial attention after action game play.

(A) Several versions of the Useful Field of View Task [92] (different timings, masks, targets, and so on) have been employed to test changes in selective spatial attention that arise due to action video game experience. Adapted from: Ai, [60]; Aii, [59]; Aiii, [62]. (B) Across all task versions, avid action game players (blue) demonstrate enhanced performance compared to non-action game players (green). This has been found in studies that include both male and female adults (Bi), only male adults (Bii), and male and female children (Biii). Adapted from: Bi, [60]; Bii, [59]; Biii [62]. (C) A causal link between playing action video games and enhanced performance on the Useful Field of View task has been assessed in a number of training studies. Training non-action game players on action games leads to an increase in Useful Field of View performance (blue bars highlight performance before and after action training), while training on non-action games leads to lesser, or no such improvement (green bars highlight performance before and after control training). Adapted from: Ci, [60]; Cii, [59]; Ciii [55].



gamers. They found that action gamers more efficiently suppress unattended, potentially distracting information. Participants viewed four different streams of rapidly flashed alphanumeric characters. Each stream flashed at a distinct temporal frequency allowing retrieval of the brain signals evoked by each stream independently at all times. Thus, not only could the brain activation evoked by the attended stream be retrieved, but also those evoked by each of the unattended and potentially distracting streams. Action gamers suppressed irrelevant streams to a greater extent than non-gamers and the extent of the suppression predicted the speed of response, thus supporting the view that action video game playing sharpens attentional skills by allowing players to better focus on the task at hand by ignoring other sources of potentially distracting information.

Sustained Attention and Impulsivity

Selective visual attention is not the only aspect of attention that changes for the better. There is some evidence that sustained attention also benefits from action video game play. Using the 'Test of Variables of Attention', a computerized test often used in the screening of attention deficit disorder, Dye *et al.* [61] found that gamers responded faster and made no more mistakes than non-gamers. Briefly, this test requires participants to respond as fast as possible to shapes appearing at the target location, while ignoring the same shapes if they appear at another location. By manipulating the frequency of appearance at the target location, the Test of Variables of Attention offers a measure of both impulsivity (is the observer able to withhold a response to a non-target when most of the stimuli are targets?) and a measure of sustained attention (is the observer able to stay on task and respond quickly to a target when most of the stimuli are non-targets?). In all cases, gamers were faster but no less accurate, indicating if anything enhanced performance on these aspects of attention as compared to non-gamers.

It may be worth noting that gamer responses were often so fast that the built-in data analysis software of the Test of Variables of Attention considered many of their reaction times to be anticipatory (200 ms or less; note, the fact that nearly 100% of these trials were correct responses indicates that they were not in fact 'anticipatory'). In summary, gamers are faster but not more impulsive than non-gamers and equally capable of sustaining their attention. Although correlational studies indicate a link between technology use and attention-deficit disorder [76], in the case of playing action games it appears that, to the contrary, this activity actually sharpens attention.

Not All Aspects of Attention are Altered

Action games are literally full of abrupt onsets of highly salient visual objects, which are typically also very behaviorally relevant (for example, an enemy that springs out of a door). Thus, it seems reasonable to hypothesize that playing this type of game would enhance exogenous attention. However, the available literature suggests this is not the case. Three separate studies [62,72,77] have now examined whether game players differ in the extent to which exogenous cues pull attention using classic Posner cueing techniques [78] and no effects have been observed (however, see [64] for a positive result using a different measure of exogenous attention).

Summary of Effects of Action Video Game Experience

The overall literature appears clear in that the positive effects of action game play are greatest on tasks where performance is limited by top-down attention or the processes that control and regulate attentional allocation and resource management. The extent to which executive functions are also changed for the better remains to be further explored, although enhancements have been observed in several specific constructs that fall under the broader category of executive function. These include the enhancements in

selective attention discussed previously as well as in task-switching, multi-tasking, and visual short-term memory tasks [59,79–81].

Learning to Learn as the Goal of General Learning

We conclude by considering the role of enhanced attentional control in explaining the observed differences in behavior noted as a result of action video game play. While some viewpoints may assume that enhanced attention is the proximal ‘cause’ of the superior performance — in other words, an end in and of itself — we have recently considered the possibility that enhanced attention is instead a means to an end, with that end being better probabilistic inference [54]. As an example, take a standard classification task we face everyday: letter recognition. Any given letter can take many forms given variations in handwriting and the many computer fonts available; yet we can reliably infer whether a given letter is an ‘a’ or a ‘b’. Converging evidence suggests that our nervous system addresses such computational challenges by calculating the probability that an individual letter is a member of category ‘A’ or category ‘B’, given the evidence that is available (the image that is presented). By Bayes’ rule, this value is proportional to the probability of the evidence given the category — also known as the statistics of the evidence or likelihood. Importantly, these statistics cannot be known in the absence of experience. In the case of letters, for example, we have learned over many years of experience to perform such statistical inferences over Roman alphabet letters, but may find ourselves at a loss with an Arabic font. In the laboratory setting, stimuli and task demands are often entirely novel and quite unlike stimuli we experience in everyday life (such as low contrast Gabor functions or random dot kinematograms). There is simply no way for the nervous system to know what the evidence will look like for one answer versus the other without first experiencing examples associated with each answer. What is needed then for performance to improve and what would be the effect of enhanced attention in such tasks?

Enhancements in spatial or temporal attention will allow for better evidence to be available to the system. However, this does not change the fact that on the first trial, the subject cannot make a reasonable inference as to what that evidence indicates. Where the effect of enhanced attention will manifest itself is on each subsequent trial where having more/better evidence will lead to more informed choices on the individual trial as well as allow for more accurate knowledge of the statistics of the evidence to be accrued, which in turn also leads to more informed choices [54]. Behaviorally, it will be the case that an individual with enhanced attentional capabilities will learn to perform new tasks at a faster rate than an individual without such capabilities — in other words, they will have ‘learned to learn’.

We are now examining the possibility that the enhanced performance noted as a result of action video game play is in fact the result of enhanced ‘learning to learn’. Rather than enhancements in performance on trial one, this view holds that reasonably equivalent performance between groups should be seen early on when performing a new task, with the action gaming advantage appearing and then increasing through experience with the task. This account is attractive, as it would naturally explain the breadth of tasks shown to benefit from action game training.

In sum, action video play is an appealing tool to probe the limits of plastic changes in perception, attention and

cognition, opening new windows on how to foster learning and brain plasticity across a wide variety of tasks and domains. We have focused here on how attentional control could foster learning to learn, but we recognize that other factors in the video game experience are highly likely to facilitate such an outcome. First, video games incorporate many characteristics of good pedagogy beyond those discussed above, including the ratio of massed versus distributed practice, personalized difficulty levels, just-right increment steps during learning, fun and engagement [8,82]. As previously noted, action games also include extremely effective reinforcement and reward scheduling, which can be critical for efficient learning [52,83].

However, we note that, in the case of factors like fun and engagement, these are also present in other, less effective games. For example, during our training studies, participants required to play action games report the same level of engagement as those asked to play our control games as measured by the Flow Questionnaire [84,85]. Yet, action trainees improve more. Therefore, a key consideration for future work will be to continue characterizing game play factors, or likely combinations thereof, that are not only necessary but also sufficient in fostering learning to learn.

Potential practical applications include the development of more efficient rehabilitation regimens or more engaging educational software. Yet, this is not to say that action video game play is expected to change performance for the better in all domains. There is now strong evidence that action game play fosters performance in tasks where the statistics need to be derived from the environment. However, it remains an open question whether higher cognitive tasks which require similar statistical inferences but over memory representations (e.g. problem solving) will benefit.

Acknowledgements

We thank Ted Jacques with help with figure preparation. This work was supported in part by the McDonnell Foundation, “Critical Period Revisited Network” as well as by a National Institute of Health grant EY016880 and an Office of Naval Research MURI grant N00014-07-1-0937 to Daphne Bavelier.

References

1. Willis, L.M., Shukitt-Hale, B., and Joseph, J.A. (2009). Recent advances in berry supplementation and age-related cognitive decline. *Curr. Opin. Clin. Nutr. Metab. Care* 12, 91–94.
2. Hillman, C.H., Erickson, K.I., and Kramer, A.F. (2008). Be smart, exercise your heart: exercise effects on brain and cognition. *Nat. Rev. Neurosci.* 9, 58–65.
3. Barnes, L.L., Mendes de Leon, C.F., Wilson, R.S., Bienias, J.L., and Evans, D.A. (2004). Social resources and cognitive decline in a population of older African Americans and whites. *Neurology* 63, 2322–2326.
4. Raschetti, R., Albanese, E., Vanacore, N., and Maggini, M. (2007). Cholinesterase inhibitors in mild cognitive impairment: a systematic review of randomised trials. *PLoS Med.* 4, e338.
5. Tang, Y.Y., and Posner, M.I. (2009). Attention training and attention state training. *Trends Cogn. Sci.* 13, 222–227.
6. Jaeggi, S.M., Buschkuhl, M., Jonides, J., and Perrig, W.J. (2008). Improving fluid intelligence with training on working memory. *Proc. Natl. Acad. Sci. USA* 105, 6829–6833.
7. Spence, I., and Feng, J. (2010). Video games and spatial cognition. *Rev. Gen. Psychol.* 14, 92–104.
8. Green, C.S., and Bavelier, D. (2008). Exercising your brain: A review of human brain plasticity and training-induced learning. *Psychol. Aging* 23, 692–701.
9. Levi, D.M., and Li, R.W. (2009). Perceptual learning as a potential treatment for amblyopia: a mini-review. *Vision Res.* 49, 2535–2549.
10. Lustig, C., Shah, P., Seidler, R., and Reuter-Lorenz, P.A. (2009). Aging, training, and the brain: a review and future directions. *Neuropsychol. Rev.* 19, 504–522.
11. Morishita, H., and Hensch, T.K. (2008). Critical period revisited: impact on vision. *Curr. Opin. Neurobiol.* 18, 101–107.

12. Wiesel, T.N., and Hubel, D.H. (1963). Single-cell responses in striate cortex of kittens deprived of vision in one eye. *J. Neurophysiol.* 26, 1003–1017.
13. Woolsey, T.A. (1990). Peripheral alteration and somatosensory development. In *Development of Sensory Systems in Mammals*, J.R. Coleman, ed. (New York: Wiley), pp. 461–516.
14. Lenneberg, E.H. (1967). *Biological Foundations of Language* (Oxford: Wiley).
15. Bavelier, D., Levi, D.M., Li, R.W., Dan, Y., and Hensch, T.K. (2010). Removing brakes on adult brain plasticity: from molecular to behavioral interventions. *J. Neurosci.* 30, 14964–14971.
16. Huxlin, K.R., Martin, T., Kelly, K., Riley, M., Friedman, D.I., Burgin, W.S., and Hayhoe, M. (2009). Perceptual relearning of complex visual motion after V1 damage in humans. *J. Neurosci.* 29, 3981–3991.
17. Polat, U., Ma-Naim, T., Belkin, M., and Sagi, D. (2004). Improving vision in adult amblyopia by perceptual learning. *Proc. Natl. Acad. Sci. USA* 101, 6692–6697.
18. Chen, Y.H. (2007). Exploring the Assessment Aspect of Differentiated Instruction: College EFL Learners' Perspectives on Tiered Performance Tasks (United States – Louisiana: University of New Orleans).
19. Ericsson, K.A., Krampe, R.T., and Tesch-Romer, C. (1993). The role of deliberate practice in the acquisition of expert performance. *Psychol. Rev.* 100, 363–406.
20. Shapiro, D.C., and Schmidt, R.A. (1982). The schema theory: recent evidence and developmental implications. In *The Development of Movement Control and Co-ordination*, J.A.S. Kelso and J.E. Clark, eds. (New York: Wiley), pp. 113–150.
21. Chase, W.G., and Simon, H.A. (1973). The mind's eye in chess. In *Visual Information Processing*, W.G. Chase, ed. (New York: Academic Press).
22. Godden, D., and Baddeley, A. (1975). Context dependent memory in two natural environments. *Br. J. Psychol.* 66, 325–331.
23. Barnett, S.M., and Ceci, S.J. (2002). When and where do we apply what we learn?: A taxonomy for far transfer. *Psychol. Bull.* 128, 612–637.
24. Karni, A., and Sagi, D. (1991). Where practice makes perfect in texture discrimination: evidence for primary visual cortex plasticity. *Proc. Natl. Acad. Sci. USA* 88, 4966–4970.
25. Ball, K., and Sekuler, R. (1982). A specific and enduring improvement in visual motion discrimination. *Science* 218, 697–698.
26. Fiorentini, A., and Berardi, N. (1980). Perceptual learning specific for orientation and spatial frequency. *Nature* 287, 43–44.
27. Ahissar, M., and Hochstein, S. (1997). Task difficulty and the specificity of perceptual learning. *Nature* 387, 401–406.
28. Fahle, M. (2004). Perceptual learning: a case for early selection. *J. Vis.* 4, 879–890.
29. Karni, A., and Sagi, D. (1993). The time course of learning a visual skill. *Nature* 365, 250–252.
30. Palmeri, T.J., Wong, A.C., and Gauthier, I. (2004). Computational approaches to the development of perceptual expertise. *Trends Cogn. Sci.* 8, 378–386.
31. Thorndike, E.L. (1913). *The Psychology of Learning* (New York: Teachers College, Columbia University).
32. Schmidt, R.A., and Bjork, R.A. (1992). New conceptualizations of practice: Common principles in three paradigms suggest new concepts for training. *Psychol. Sci.* 3, 207–217.
33. Catalano, J.F., and Kleiner, B.M. (1984). Distant transfer in coincident timing as a function of variability of practice. *Percept. Mot. Skills* 58, 851–856.
34. Kemp, C., Goodman, N.D., and Tenenbaum, J.B. (2010). Learning to learn causal models. *Cogn. Sci.* 34, 1185–1243.
35. Harlow, H.F. (1949). The formation of learning sets. *Psychol. Rev.* 56, 51–65.
36. Kornell, N., Son, L.K., and Terrace, H.S. (2007). Transfer of metacognitive skills and hint seeking in monkeys. *Psychol. Sci.* 18, 64–71.
37. Xiao, L., Zhang, J., Wang, R., Klein, S.A., Levi, D.M., and Yu, C. (2008). Complete transfer of perceptual learning across retinal locations enabled by double training. *Curr. Biol.* 18, 1922–1926.
38. Zhang, J.Y., Zhang, G.L., Xiao, L.Q., Klein, S.A., Levi, D.M., and Yu, C. (2010). Rule-based learning explains visual perceptual learning and its specificity and transfer. *J. Neurosci.* 30, 12323–12328.
39. Binet, A. (1909). *Les Idées Modernes sur les Enfants* (Paris: E. Flammarion).
40. Klingberg, T. (2010). Training and plasticity of working memory. *Trends Cogn. Sci.* 14, 317–324.
41. Smith, G.E., Housen, P., Yaffe, K., Ruff, R., Kennison, R.F., Mahncke, H.W., and Zelinski, E.M. (2009). A cognitive training program based on principles of brain plasticity: results from the Improvement in Memory with Plasticity-based Adaptive Cognitive Training (IMPACT) study. *J. Am. Geriatr. Soc.* 57, 594–603.
42. Willis, S.L., Tennstedt, S.L., Marsiske, M., Ball, K., Elias, J., Koepke, K.M., Morris, J.N., Rebok, G.W., Unverzagt, F.W., Stoddard, A.M., et al. (2006). Long-term effects of cognitive training on everyday functional outcomes in older adults. *JAMA* 296, 2805–2814.
43. Zhang, J.Y., Kuai, S.G., Xiao, L.Q., Klein, S.A., Levi, D.M., and Yu, C. (2008). Stimulus coding rules for perceptual learning. *PLoS Biol.* 6, e197.
44. Tenenbaum, J.B., Kemp, C., Griffiths, T.L., and Goodman, N.D. (2011). How to grow a mind: statistics, structure, and abstraction. *Science* 331, 1279–1285.
45. Moreno, S., Bialystok, E., Barac, R., Schellenberg, E.G., Cepeda, N.J., and Chau, T. (2011). Short-term music training enhances verbal intelligence and executive function. *Psychol. Sci.* 22, 1425–1433.
46. Berry, A.S., Zanto, T.P., Clapp, W.C., Hardy, J.L., Delahunt, P.B., Mahncke, H.W., and Gazzaley, A. (2010). The influence of perceptual training on working memory in older adults. *PLoS One* 5, e11537.
47. Bavelier, D., Green, C.S., Schrater, P., and Pouget, A. (submitted). Brain plasticity through the life span: Learning to learn and action video games. *Annu. Rev. Neurosci.*
48. Greenfield, P.M., DeWinstanley, P., Kilpatrick, H., and Kaye, D. (1994). Action video games and informal education: effects on strategies for dividing visual attention. *J. Appl. Dev. Psychol.* 15, 105–123.
49. Hubert-Wallander, B., Green, C.S., and Bavelier, D. (2011). Stretching the limits of visual attention: the case of action video games. *Wiley Interdiscip. Rev. Cogn. Sci.* 2, 222–230.
50. Griffith, J.L., Voloschin, P., Gibb, G.D., and Bailey, J.R. (1983). Differences in eye-hand motor coordination of video-game users and non-users. *Percept. Mot. Skills* 57, 155–158.
51. Koepp, M., Gunn, R., Lawrence, A., Cunningham, V., Dagher, A., Jones, T., Brooks, D., Bench, C., and Grasby, P. (1998). Evidence for striatal dopamine release during a video game. *Nature* 393, 266–268.
52. Roelfsema, P.R., van Ooyen, A., and Watanabe, T. (2010). Perceptual learning rules based on reinforcers and attention. *Trends Cogn. Sci.* 14, 64–71.
53. Bao, S., Chan, V., and Merzenich, M. (2001). Cortical remodelling induced by activity of ventral tegmental dopamine neurons. *Nature* 412, 79–83.
54. Green, C.S., Pouget, A., and Bavelier, D. (2010). Improved probabilistic inference as a general mechanism for learning with action video games. *Curr. Biol.* 23, 1573–1579.
55. Spence, I., Yu, J.J., Feng, J., and Marshman, J. (2009). Women match men when learning a spatial skill. *J. Exp. Psychol. Learn* 35, 1097–1103.
56. Green, C.S., and Bavelier, D. (2003). Action video game modifies visual selective attention. *Nature* 423, 534–537.
57. Green, C.S., and Bavelier, D. (2007). Action-video-game experience alters the spatial resolution of vision. *Psychol. Sci.* 18, 88–94.
58. Green, C.S., and Bavelier, D. (2006). Enumeration versus multiple object tracking: The case of action video game players. *Cognition* 101, 217–245.
59. Green, C.S., and Bavelier, D. (2006). Effect of action video game playing on the spatial distribution of visual selective attention. *J. Exp. Psychol. Human* 32, 1465–1478.
60. Feng, J., Spence, I., and Pratt, J. (2007). Playing an action video game reduces gender differences in spatial cognition. *Psychol. Sci.* 18, 850–855.
61. Dye, M.W.G., Green, C.S., and Bavelier, D. (2009). Increasing speed of processing with action video games. *Curr. Dir. Psychol. Sci.* 18, 321–326.
62. Dye, M.W.G., Green, C.S., and Bavelier, D. (2009). The development of attention skills in action video game players. *Neuropsychologia* 47, 1780–1789.
63. Donohue, S.E., Woldorff, M.G., and Mitroff, S.R. (2010). Video game players show more precise multisensory temporal processing abilities. *Atten. Percept. Psychophys.* 72, 1120–1129.
64. West, G.L., Stevens, S.S., Pun, C., and Pratt, J. (2008). Visuospatial experience modulates attentional capture: Evidence from action video game players. *J. Vis.* 8, 1–9.
65. Mishra, J., Zinni, M., Bavelier, D., and Hillyard, S.A. (2011). Neural basis of superior performance of action videogame players in an attention-demanding task. *J. Neurosci.* 31, 992–998.
66. Bavelier, D., Achtman, R.L., Mani, M., and Focker, J. (2011). Neural bases of selective attention in action video game players. *Vision Res.* epub ahead of print.
67. Buckley, D., Codina, C., Bhardwaj, P., and Pascalis, O. (2010). Action video game players and deaf observers have larger Goldmann visual fields. *Vision Res.* 50, 548–556.
68. Trick, L.M., Jaspers-Fayer, F., and Sethi, N. (2005). Multiple-object tracking in children: The “Catch the Spies” task. *Cognitive Dev.* 20, 373–387.
69. Li, R., Polat, U., Makous, W., and Bavelier, D. (2009). Enhancing the contrast sensitivity function through action video game training. *Nat. Neurosci.* 12, 549–551.
70. Li, R., Polat, U., Scalzo, F., and Bavelier, D. (2010). Reducing backward masking through action game training. *J. Vis.* 10, 10.1167/10.14.33.
71. Chisholm, J.D., Hickey, C., Theeuwes, J., and Kingstone, A. (2010). Reduced attentional capture in action video game players. *Atten. Percept. Psychophys.* 72, 667–671.
72. Hubert-Wallander, B., Green, C.S., Sugarman, M., and Bavelier, D. (2011). Changes in search rate but not in the dynamics of exogenous attention in action videogame players. *Atten. Percept. Psychophys.* 73, 2399–2412.
73. Dye, M.W., and Bavelier, D. (2010). Differential development of visual attention skills in school-age children. *Vision Res.* 50, 452–459.

74. Cohen, J.E., Green, C.S., and Bavelier, D. (2007). Training visual attention with video games: not all games are created equal. In *Computer Games and Adult Learning*, H. O'Neil and R. Perez, eds. (Amsterdam: Elsevier).
75. Boot, W.R., Kramer, A.F., Simons, D.J., Fabiani, M., and Gratton, G. (2008). The effects of video game playing on attention, memory, and executive control. *Acta Psychol.* 129, 387–398.
76. Weiss, M.D., Baer, S., Allan, B.A., Saran, K., and Schibuk, H. (2011). The screens culture: impact on ADHD. *Atten. Defic. Hyperact. Disord.* 3, 327–334.
77. Castel, A.D., Pratt, J., and Drummond, E. (2005). The effects of action video game experience on the time course of inhibition of return and the efficiency of visual search. *Acta Psychol.* 119, 217–230.
78. Posner, M.I. (1980). Orienting of attention. *Q. J. Exp. Psychol.* 32, 3–25.
79. Clark, K., Fleck, M.S., and Mitroff, S.R. (2011). Enhanced change detection performance reveals improved strategy use in avid action video game players. *Acta Psychol.* 136, 67–72.
80. Karle, J.W., Watter, S., and Shedden, J.M. (2010). Task switching in video game players: Benefits of selective attention but not resistance to proactive interference. *Acta Psychol.* 134, 70–78.
81. Colzato, L.S., van Leeuwen, P.J., van den Wildenberg, W.P., and Hommel, B. (2010). DOOM'd to switch: superior cognitive flexibility in players of first person shooter games. *Front. Psychol.* 1, 8.
82. Gentile, D.A., and Gentile, J.R. (2008). Violent video games as exemplary teachers: A conceptual analysis. *J. Youth Adolesc.* 37, 127–141.
83. Seitz, A., and Watanabe, T. (2005). A unified model for perceptual learning. *Trends Cogn. Sci.* 9, 329–334.
84. Csikszentmihalyi, M., and Larson, R. (1987). Validity and reliability of the experience-sampling method. *J. Nerv. Ment. Dis.* 175, 526–536.
85. Csikszentmihalyi, M. (2008). *Flow: The Psychology of Optimal Experience* (HarperCollins Publishers).
86. Tremblay, S., Houle, G., and Ostry, D.J. (2008). Specificity of speech motor learning. *J. Neurosci.* 28, 2426–2434.
87. Kida, N., Oda, S., and Matsumura, M. (2005). Intensive baseball practice improves the Go/Nogo reaction time, but not the simple reaction time. *Cognitive Brain Res.* 22, 257–264.
88. Schellenberg, E.G. (2004). Music lessons enhance IQ. *Psychol. Sci.* 15, 511–514.
89. Boot, W.R., Blakely, D.P., and Simons, D.J. (2011). Do action video games improve perception and cognition. *Front. Cogn.* 2, 226.
90. Bergman Nutley, S., Soderqvist, S., Bryde, S., Thorell, L.B., Humphreys, K., and Klingberg, T. (2011). Gains in fluid intelligence after training non-verbal reasoning in 4-year-old children: a controlled, randomized study. *Dev. Sci.* 14, 591–601.
91. Erickson, K.I., Voss, M.W., Prakash, R.S., Basak, C., Szabo, A., Chaddock, L., Kim, J.S., Heo, S., Alves, H., White, S.M., *et al.* (2011). Exercise training increases size of hippocampus and improves memory. *Proc. Natl. Acad. Sci. USA* 108, 3017–3022.
92. Ball, K., Beard, B., Roenker, D., Miller, R., and Griggs, D. (1988). Age and visual search: expanding the useful field of view. *J. Opt. Soc. Am. A* 5, 2210–2219.