



Article
scientifique

Méta-
analyse

2019

Published
version

Open
Access

This is the published version of the publication, made available in accordance with the publisher's policy.

Decision Aids for Prostate Cancer Screening Choice: A Systematic Review and Meta-analysis

Riikonen, Jarno M; Guyatt, Gordon H; Kilpeläinen, Tuomas P; Craigie, Samantha; Agarwal, Arnav; Agoritsas, Thomas; Couban, Rachel; Dahm, Philipp; Järvinen, Petrus; Montori, Victor; Power, Nicholas; Richard, Patrick O; Rutanen, Jarno; Santti, Henrikki [and 4 more]

How to cite

RIIKONEN, Jarno M et al. Decision Aids for Prostate Cancer Screening Choice: A Systematic Review and Meta-analysis. In: JAMA Internal Medicine, 2019, vol. 179, n° 8, p. 1072–1082. doi: 10.1001/jamainternmed.2019.0763

This publication URL: <https://archive-ouverte.unige.ch/unige:147136>

Publication DOI: [10.1001/jamainternmed.2019.0763](https://doi.org/10.1001/jamainternmed.2019.0763)

Decision Aids for Prostate Cancer Screening Choice

A Systematic Review and Meta-analysis

Jarno M. Riikonen, MD, PhD; Gordon H. Guyatt, MD; Tuomas P. Kilpeläinen, MD, PhD; Samantha Craigie, MSc; Arnav Agarwal, MD; Thomas Agoritsas, MD, PhD; Rachel Couban, MA, MSt; Philipp Dahm, MD, MHSc; Petrus Järvinen, MD, PhD; Victor Montori, MD, MSc; Nicholas Power, MD; Patrick O. Richard, MD, MSc; Jarno Rutanen, MD, PhD; Henrikki Santti, MD, PhD; Thomas Tailly, MD, MSc; Philippe D. Violette, MD, CM, MSc; Qi Zhou, PhD; Kari A. O. Tikkinen, MD, PhD

IMPORTANCE US guidelines recommend that physicians engage in shared decision-making with men considering prostate cancer screening.

OBJECTIVE To estimate the association of decision aids with decisional outcomes in prostate cancer screening.

DATA SOURCES MEDLINE, Embase, PsycINFO, CINAHL, and Cochrane CENTRAL were searched from inception through June 19, 2018.

STUDY SELECTION Randomized trials comparing decision aids for prostate cancer screening with usual care.

DATA EXTRACTION AND SYNTHESIS Independent duplicate assessment of eligibility and risk of bias, rating of quality of the decision aids, random-effects meta-analysis, and Grading of Recommendations, Assessment, Development and Evaluations rating of the quality of evidence.

MAIN OUTCOMES AND MEASURES Knowledge, decisional conflict, screening discussion, and screening choice.

RESULTS Of 19 eligible trials (12 781 men), 9 adequately concealed allocation and 8 blinded outcome assessment. Of 12 decision aids with available information, only 4 reported the likelihood of a true-negative test result, and 3 presented the likelihood of false-negative test results or the next step if the screening test result was negative. Decision aids are possibly associated with improvement in knowledge (risk ratio, 1.38; 95% CI, 1.09-1.73; $I^2 = 67\%$; risk difference, 12.1; low quality), are probably associated with a small decrease in decisional conflict (mean difference on a 100-point scale, -4.19; 95% CI, -7.06 to -1.33; $I^2 = 75\%$; moderate quality), and are possibly not associated with whether physicians and patients discuss prostate cancer screening (risk ratio, 1.12; 95% CI, 0.90-1.39; $I^2 = 60\%$; low quality) or with men's decision to undergo prostate cancer screening (risk ratio, 0.95; 95% CI, 0.88-1.03; $I^2 = 36\%$; low quality).

CONCLUSIONS AND RELEVANCE The results of this study provide moderate-quality evidence that decision aids compared with usual care are associated with a small decrease in decisional conflict and low-quality evidence that they are associated with an increase in knowledge but not with whether physicians and patients discussed prostate cancer screening or with screening choice. Results suggest that further progress in facilitating effective shared decision-making may require decision aids that not only provide education to patients but are specifically targeted to promote shared decision-making in the patient-physician encounter.

JAMA Intern Med. 2019;179(8):1072-1082. doi:10.1001/jamainternmed.2019.0763
Published online June 24, 2019.

← Invited Commentary
page 1082

+ Author Audio Interview

+ Supplemental content

Author Affiliations: Author affiliations are listed at the end of this article.

Corresponding Author: Kari A. O. Tikkinen, MD, PhD, Department of Urology, Helsinki University Hospital, Haartmaninkatu 4, 00029 Helsinki, Finland (kari.tikkinen@gmail.com).

Owing to increasing use of prostate-specific antigen (PSA) screening, the incidence of early-stage prostate cancer has increased during the last 25 years.¹ Advocates of screening often cite the European Randomized study of Screening for Prostate Cancer (ERSPC)²—of the available trials, the one at lowest risk of bias³—that suggested that PSA screening reduces prostate cancer-specific mortality but not overall mortality.² Opponents of screening often cite an earlier meta-analysis⁴ or other major trials^{5,6} that reported no association between PSA screening and prostate cancer-specific mortality and point out possible harms associated with surgery or radiotherapy.⁷

Men's choice of whether to undergo prostate cancer screening is sensitive to their values and preferences: that is, fully informed men will make different choices depending on their experience and perspective. For such decisions, shared decision-making, characterized by cooperative communication between patient and clinician in which they share knowledge, values, and preferences, represents an ideal approach to decision-making.⁸ Major guidelines therefore acknowledge the importance of informing men about the risks and benefits of PSA screening.⁹⁻¹² The US Preventive Services Task Force has recently recommended that the decision to undergo prostate cancer screening should be an individual one in which men should discuss potential benefits and harms with their clinician before screening and recommended that men who do not express a clear preference for screening should not be screened.¹¹ Even more recently, a *BMJ* Rapid Recommendations' panel made a weak recommendation against systematic PSA screening that acknowledged the need for shared decision-making.¹²

Shared decision-making is challenging because of time constraints and the specific skills that it requires.¹³ Well-designed decision aids may, at least in part, address these challenges by summarizing the current best evidence and by supporting conversations that address the issues that matter most to patients.^{14,15} The association of decision aids with the decision-making process remains, however, uncertain.⁸ We therefore undertook a systematic review and meta-analysis of the randomized clinical trials (RCTs)—many of which were conducted before major PSA trials,^{2,5,6} such as ERSPC,² were published—that have addressed the effect of decision aids on the decision-making process in the context of prostate cancer screening.

Methods

We registered the protocol in the International Prospective Register of Systematic Reviews (PROSPERO [CRD42016052816](#)) and followed the Preferred Reporting Items for Systematic Reviews and Meta-analyses (PRISMA) reporting guideline.¹⁶

Data Sources and Searches

We performed the search, developed in collaboration with an experienced research librarian (R.C.), on June 19, 2018, in MEDLINE, Embase, CINAHL, PsychINFO, and Cochrane

Key Points

Question What is the association of decision aids vs usual care with shared decision-making in men deciding whether to undergo prostate cancer screening?

Findings This systematic review and meta-analysis of 19 randomized clinical trials comparing decision aids for prostate cancer screening (12 781 men) found that decision aids are probably associated with a small reduction in decisional conflict and are possibly associated with an increase in knowledge. Decision aids are possibly not associated with whether physicians and patients discuss prostate cancer screening and are possibly not associated with actual screening decisions.

Meaning Randomized clinical trials have failed to provide compelling evidence for the use of decision aids for men contemplating prostate cancer screening that have, up to now, undergone rigorous testing to determine their outcome.

Central Register of Controlled Trials (CENTRAL) without language limits (eAppendix 1 in the [Supplement](#)).

Eligibility Criteria

We included RCTs conducted among men who were potentially considering undergoing prostate cancer screening that compared decision aid interventions for prostate cancer screening with usual care. We evaluated decision aids and study protocols and judged interventions as either decision aids, information material, or usual care (not overlapping categories). We defined the interventions as decision aids if the material helped men making individual choices and included information regarding the association of screening with the following patient-important outcomes: risk of dying, risk of urinary or bowel symptoms, and risk of erectile dysfunction. We defined the intervention as usual care if clinicians provided no formal, structured presentation of information and informative material if interventions provided some structured information but did not meet our definition of a decision aid (eAppendix 2 in the [Supplement](#)).

We excluded studies comparing one decision aid with another and those that did not report on any of our specified outcomes (see the Outcomes subsection). We also excluded studies in which less than 50% of participants in intervention groups used a decision aid.

Outcomes

We evaluated the following outcomes: knowledge regarding prostate cancer screening, decisional conflict, discussions regarding screening between men and their physicians (screening discussion), decisions determining whether screening took place (actual screening decision), and satisfaction with screening decision.

Risk of Bias and the Quality of Decision Aids

We assessed the risk of bias using a modified version of the Cochrane Collaboration risk of bias tool addressing 5 criteria (eAppendix 3 in the [Supplement](#)). For each criterion, studies were judged to be at either high or low risk of bias. Studies with

a high risk of bias for 3 or more criteria were classified as being at high risk of bias overall.

We identified decision aids used in the studies by following a multistep approach: (1) we first reviewed original articles to identify links or references to electronically available decision aids or those provided as appendices; (2) if unavailable, we conducted electronic searches for decision aids online; and (3) we contacted study authors by email, requesting access to the decision aid. We evaluated the available decision aids using a modified version of the International Patient Decision Aid Standards instrument (IPDASi), version 3 for screening¹⁷ by assessing 10 criteria (eAppendix 4 in the [Supplement](#)). We rated each criterion as met or unmet and summed the number of criteria met.

Study Selection and Data Extraction

We developed standardized forms with detailed instructions for screening of abstracts and full texts, risk of bias, quality of assessments of decision aids, and data extraction. Independently and in duplicate, 2 methodologically trained reviewers (J.M.R., T.P.K., S.C., A.A., P.J., N.P., P.O.R., J.R., H.S., and T.T.) applied the forms to screen study reports for eligibility and extracted data. Reviewers resolved disagreement through discussion and, if necessary, through consultation with an adjudicator (K.A.O.T.). We sent our consensus data extraction to the original authors for confirmation or correction and asked for clarification regarding missing or unclear information.

Statistical Analysis

For continuous outcomes in which investigators used different instruments to measure a construct, we standardized scores on a range from 0 to 100^{18,19} and summarized the data as means and SDs or, for skewed distributions, medians and interquartile ranges. For continuous variables, we expressed effects as mean differences and 95% CIs and for binary outcomes, as relative risks and 95% CIs. To obtain the absolute difference, we chose the percentage correct of the median of the control groups and applied the point estimate and 95% CIs of the pooled relative risk to that value. We categorized outcome effects as short-term (effect estimated ≤ 1 month after decision aid use) and long-term (>1 month after decision aid use) and focused on the last time point in either period in the primary analysis. All *P* values were from 2-sided tests, and results were deemed statistically significant at $P < .05$.

We conducted meta-analyses when data for a particular outcome were available from at least 3 trials. For studies with more than 1 intervention group, if we failed to reject the null hypothesis that the intervention groups did not differ (*z* test at 5% significance level), we pooled the groups within the study; if results differed, we used only the group with the largest effect. To study the potential differences in intervention effects on the outcomes by length of follow-up (short-term defined as ≤ 1 month and long-term as >1 month), we first conducted the repeated measure, random-effects, weighted mixed regression model analysis. The dependent variable was the outcome mean and the independent variables were the intervention, the follow-up term, the interaction of intervention and

follow-up term, the random effects in study, and the baseline data. We reported the pooled analyses separately by length of follow-up if the interaction effect was significant; if not, we reported analyses using the longest follow-up. For analyses in which the I^2 statistic was greater than 0%, we pooled the results using Hartung-Knapp-Sidik-Jonkman random-effects models. If the I^2 statistic was 0%, we pooled results using fixed-effects models because, under these circumstances, the fixed-effects method is superior to the Hartung-Knapp-Sidik-Jonkman method in type I error.²⁰ We examined the following variables as potential sources of heterogeneity using meta-regression: allocation concealment, blinding of data collectors, and missing data (low vs high risk of bias for all variables). We hypothesized that effects would be larger in high-risk-of-bias trials.

Quality of Evidence

To assess the quality of evidence, we used the Grading of Recommendations, Assessment, Development and Evaluations (GRADE) approach that classifies evidence as high, moderate, low, or very low quality.²¹ We used published GRADE guidance for ratings of risk of bias,²² consistency,²³ directness,²⁴ precision,²⁵ and publication bias.²⁶ We made 1 major modification of GRADE: the GRADE quality of evidence ratings are intended to address causal inferences; because of journal policy, we applied the quality ratings to issues of association.

Results

Of 12 032 potentially relevant reports, 238 proved potentially eligible; after full-text screening, 19 articles²⁷⁻⁴⁵ proved eligible (**Figure 1**). Six of the 19 authors (32%) confirmed the accuracy of our data extraction^{28,33,37,39,42,43}; none corrected errors or added additional information. Eleven of the 19 authors (58%)^{27,29,30,32,34,35,38,40,41,44,45} could not be contacted, and 2 authors (11%)^{31,36} were unable to assist. Trials were published between 1999 and 2017 (eFigure 1 in the [Supplement](#)) and randomized 12 781 men; the median of mean ages was 59 years (interquartile range, 57-62 years). Sixteen studies were performed in the United States, 2 in the United Kingdom, and 1 in Canada (**Table 1**).

Risk of Bias

In all 19 studies, the allocation sequence was adequately generated; in 9 studies (47%), allocation was adequately concealed; and in 8 studies (42%), data collectors were blinded. Missing data were judged as high risk of bias in 7 of 13 studies (54%) for actual screening decision and in 11 of 19 studies (58%) for other outcomes (knowledge, screening discussion, decisional conflict, and satisfaction with decision) (**Table 1**; eFigure 2 in the [Supplement](#)).

Decision Aids

Investigators used several types of decision aids: 13 of 19 studies used printed material (8 used booklets of 8-28 pages^{29,30,34,35,38-40,42} and 5 used leaflets of 1-2 pages^{27,28,41,43,45}), 5 studies used education (2 used group sessions^{33,37} and 3 used

individual education^{30,31,44}), 5 studies used computer-based tools,^{29,32,34,36,39} and 4 studies used videos.^{31,40,42,45} Two studies used the same video.^{42,45} One study used shared decision-making²⁷ (eTable 1 in the [Supplement](#)).

We identified 12 decision aids: 5 by reviewing original articles,^{28,30,31,41,43} 4 by electronic searches,^{29,34,38,40} and 3 from the authors.^{39,42,45} Two authors reported that the decision aid was no longer available (eTable 1 in the [Supplement](#)).^{35,44} Three decision aids scored well (8-10 points out of 10), 4 scored less well (5-7 points), and 5 scored poorly (≤ 4 points); the overall IPDASi mean (SD) score was 5.6 (2.9) (range, 2-10). All decision aids reported the screening aim; 11 of 12 decision aids (92%) reported the association of screening with overall or prostate cancer-specific mortality; and 10 of 12 decision aids (83%) reported the harms of the increase in surgery and radiotherapy that accompanies the increased diagnosis of prostate cancer consequent to screening (erectile dysfunction, urinary incontinence, and bowel problems). Four of 12 decision aids (33%) presented information regarding the probability of having a true-negative result; 3 of 12 decision aids (25%) presented the probability of a false-negative result or the next step if screening results were negative. Two of 12 decision aids (17%) presented the likelihood of detecting prostate cancer with and without the use of screening (eFigure 3 in the [Supplement](#)).

Outcomes

Knowledge

Of the 13 studies reporting short-term knowledge, 8 reported data as a continuous variable and 5 reported the proportion of correct items. Because the SDs of the latter are much smaller (owing to the nature of binomial distribution), they would dominate a pooled result of all 13 studies; therefore, we analyzed them separately. Pooled estimates from 8 studies reporting data as a continuous variable showed an increase in knowledge for decision aids (mean difference, 16.29; 95% CI, 3.45-28.94; low-quality evidence; [Table 2](#) and [Figure 2B](#)). The proportion of correctness data from 5 studies demonstrated improved knowledge with decision aids, although the 95% CI includes a very small and likely unimportant difference (risk ratio, 1.38; 95% CI, 1.09-1.73; risk difference, 12.1; low-quality evidence; [Table 2](#) and [Figure 2A](#)). Studies failed to demonstrate an association with knowledge in the long term (mean difference, 5.47; 95% CI, -0.52 to 11.45; low-quality evidence; eFigure 4 in the [Supplement](#)).

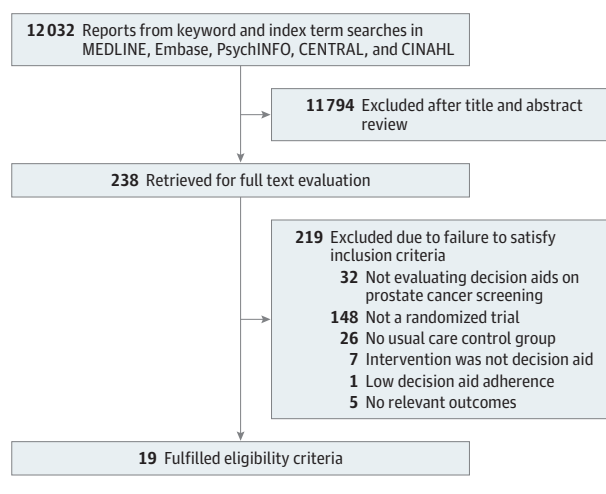
Decisional Conflict

In the pooled analysis (6 studies), the decision aids were associated with a small but consistent and statistically significant decrease in decisional conflict (mean difference on a 100-point scale, -4.19; 95% CI, -7.06 to -1.33; moderate-quality evidence; [Table 2](#) and [Figure 3A](#)).

Screening Discussion

The frequency with which a screening discussion with the clinician took place varied from 8% to 97% (median, 47%) in usual care groups and from 16% to 99% in decision aid groups (median, 52%). The pooled analysis from 6 studies failed to demonstrate an association with whether physicians and patients

Figure 1. Flowchart Outlining the Literature Search and Article Evaluation Process



discussed prostate cancer screening (risk ratio, 1.12; 95% CI, 0.90-1.39; low-quality evidence; [Table 2](#) and [Figure 3B](#)). In 4 studies,^{28,39,42,43} the decision aid was distributed 1 to 2 weeks before the visit or assessment; in 1 study,³¹ the decision aid was distributed 1 hour before the assessment; and in 1 study,³⁰ the decision aid was distributed 8 months before the visit.

Actual Screening Decision

The frequency with which men choose to undergo prostate cancer screening ranged from 5% to 94% (median, 49%) in usual care groups and 5% to 90% in decision aid groups (median, 49%). The pooled analysis from 13 studies demonstrated no association in men's decision to undergo or not undergo prostate cancer screening between the decision aid and usual care groups (risk ratio, 0.95; 95% CI, 0.88-1.03; low-quality evidence; [Table 2](#) and [Figure 3C](#)).

Satisfaction With Decision

Three studies^{29,40,45} reported men's satisfaction with their decision; 2 of these studies used the Satisfaction with Decision Scale,^{29,45,46} and 1⁴⁰ used a Likert scale. Two studies reported no difference in satisfaction between the intervention and control groups.^{40,46} One study²⁹ reported that men in both the group that received a printed decision aid (odds ratio [OR], 1.79; 95% CI, 1.41-2.29) and the group that received a web-based decision aid (OR, 1.29; 95% CI, 1.02-1.66) were more likely to report high satisfaction at 1 month of follow-up compared with usual care (high satisfaction reported by 60.4% in the printed decision aid group and 52.2% in the web decision aid group compared with 45.5% in the control group). This difference persisted compared with the usual care group for the printed decision aid group (OR, 1.29; 95% CI, 1.01-1.66) but not for the web-based decision aid group (OR, 1.04; 95% CI, 0.81-1.34) at 13 months of follow-up. Furthermore, participants with printed material reported significantly greater satisfaction than with web material at 1 month (OR, 1.38; 95% CI, 1.07-1.77) but not at 13 months (OR, 1.24; 95% CI, 0.96-1.60). None of these studies examined whether satisfaction varied by whether the

Table 1. General Characteristics, Overall Risk of Bias, and IPDASI Evaluation of Included Randomized Trials

Source	Country	Decision Aid Groups			Control Groups			Recruitment Years	Overall Risk of Bias	IPDASI Score
		Men Randomized, No.	Type of Intervention	Men Randomized, No.	Age, y	Type of Control	Men Randomized, No.			
Stamm et al, ²⁷ 2017	United States	329	Group 1: printed leaflet; group 2: printed leaflet and shared decision-making	Group 1: 113; group 2: 110	Group 1: 62; group 2: 61	None	106	NR	High	NA
Landrey et al, ²⁸ 2013	United States	303	Printed leaflet	145	62	None	158	2009-2010	High	2
Taylor et al, ²⁹ 2013	United States	1893	Group 1: printed booklet; group 2: computer based	Group 1: 630; group 2: 631	57	None	632	2007-2010	High	9
Lepore et al, ³⁰ 2012	United States	490	Telephone education and printed booklet	244	55	Food information	246	2005-2006	High	2
Sheridan et al, ³¹ 2012	United States	130	Video, printed leaflet, and individual education	60	57	Highway safety video	70	2005-2006	Low	4
Chan et al, ³³ 2011 ^a	United States	321	Group education: video, printed booklet, script, and slides	160	NR	Group education: diabetes video and discussion	157	NR	Low	NA
Allen et al, ³² 2010 ^a	United States	2615	Computer based	1118	NR	None	1497	2006-2007	High	NA
Evans et al, ³⁴ 2010	United Kingdom	514	Group 1: computer based; group 2: printed booklet	Group 1: 129; group 2: 126	NR	None	259	2008	High	10
Rubel et al, ³⁵ 2010	United States	200	Printed booklet	100	59	None	100	2005	Low	NA
Frosch et al, ³⁶ 2008	United States	611	Group 1: computer-based chronic disease trajectory model; group 2: computer-based traditional model; group 3: computer-based combination of both 1 and 2	Group 1: 153; group 2: 155; group 3: 152	Group 1: 58; group 2: 59; group 3: 59	Link to websites	151	2005-2006	High	NA
Husaini et al, ³⁷ 2008 ^a	United States	430	Group education: video, printed leaflet, and teaching session	235	55	None	115	NR	High	NA
Stephens et al, ³⁸ 2008	United States	440	Printed booklet	200	NR	None	200	NR	Low	7
Krist et al, ³⁹ 2007	United States	497	Group 1: printed booklet; group 2: computer based	Group 1: 196; group 2: 226	Group 1: 57; group 2: 56	None	75	2002-2004	High	9
Taylor et al, ⁴⁰ 2006	United States	294	Group 1: video; group 2: printed booklet	Group 1: 95; group 2: 98	Group 1: 56; group 2: 57	None	92	2001-2002	High	2
Watson et al, ⁴¹ 2006	United Kingdom	1960	Printed leaflet	980	59	None	980	2004	High	7
Partin et al, ⁴² 2004	United States	1152	Group 1: printed booklet; group 2: video	Group 1: 384; group 2: 384	68	None	384	2001	High	4 (printed booklet); 6 (video)
Wilt et al, ⁴³ 2001	United States	342	Printed leaflet	163	73	None	179	1998	Low	5
Davison et al, ⁴⁴ 1999	Canada	100	Individual education: verbal and printed	50	64	General medical information	50	NR	High	NA
Volk et al, ⁴⁵ 1999	United States	160	Video and printed leaflet	80	59	None	80	1997	High	6

Abbreviations: IPDASI, International Patient Decision Aid Standards instrument, version 3; NA, not applicable; NR, not reported.

^a Cluster randomized trial.

Table 2. GRADE Evidence Profile: Decision Aid vs Usual Care for Prostate Cancer Screening

Quality Assessment						Summary of Findings		
No. of Patients With Data (No. of Studies)	Risk of Bias	Inconsistency	Indirectness	Imprecision	Publication Bias	Relative Effect (95% CI)	Absolute Difference (95% CI)	Certainty in Estimates
Knowledge (short-term; percentage correct)								
1167 (5)	Serious limitations ^a	No serious limitations	No serious limitations	Serious limitations: CI includes a very small and likely unimportant difference	Undetected	Decision aid increased discussion about prostate cancer screening by 38% (from 9% to 73% increase)	Mean difference of 12.1 (from 2.9 increase to 24.5 increase) on percentage correct favoring decision aid	Low ^b
Knowledge (short-term; continuous)								
4272 (8)	Serious limitations ^c	No serious limitations	No serious limitations	Serious limitations: CI includes a very small and likely unimportant difference	Undetected	NA	Mean difference of 16.3 (from 3.5 increase to 28.9 increase) on 100-point scale favoring decision aid	Low ^b
Decisional Conflict								
3700 (6)	Serious limitations ^d	No serious limitations	No serious limitations	No serious limitations	Undetected	NA	Mean difference of 4.2 (from 1.3 to 7.1) on 100-point scale favoring decision aid	Moderate ^e
Screening Discussion								
1927 (6)	Serious limitations ^f	No serious limitations	No serious limitations	Serious limitations: CI crosses no difference	Undetected	Decision aid increased screening discussion by 12% (from 10% decrease to 39% increase)	No significant effect	Low ^b
Actual Screening Decision								
4286 (13)	Serious limitations ^g	No serious limitations	No serious limitations	Serious limitations: CI crosses no difference	Undetected	Decision aid decreased screening by 5% (from 13% decrease to 4% increase)	No significant effect	Low ^b

Abbreviations: GRADE, Grading of Recommendations, Assessment, Development and Evaluations; NA, not applicable.

^a Of the 5 studies, 3 (60%) were at high risk of bias, and 2 (40%) were at low risk of bias (Table 1; eFigure 2 in the Supplement).

^b The low quality of the rating reflects concerns in 3 domains: risk of bias, inconsistency, and imprecision.

^c Of the 8 studies, 6 (75%) were at high risk of bias, and 2 (25%) were at low risk of bias (Table 1; eFigure 2 in the Supplement).

^d Of the 6 studies, 5 (83%) were at high risk of bias, and 1 (17%) was at low risk of bias (Table 1; eFigure 2 in the Supplement).

^e The moderate quality of rating reflects concerns in 2 domains: risk of bias and imprecision.

^f Of the 6 studies, 4 (67%) were at high risk of bias, and 2 (33%) were at low risk of bias (Table 1; eFigure 2 in the Supplement).

^g Of the 13 studies, 11 (85%) were at high risk of bias, and 2 (15%) were at low risk of bias (Table 1; eFigure 2 in the Supplement).

decision was to undergo prostate cancer screening or not to undergo screening. For no outcome did risk of bias explain the variability in results (eTable 2 in the Supplement).

Discussion

Main Findings

To examine the association of prostate cancer screening decision aids with decisional outcomes and screening decisions, we pooled data from 19 trials. Low-quality evidence suggests that decision aids are associated with an improvement in men's knowledge regarding prostate cancer screening, and moderate-quality evidence suggests that decision aids are associated with a small decrease in decisional conflict. Overall, decision aids proved to not be statistically significantly associated with whether physicians and patients discussed pros-

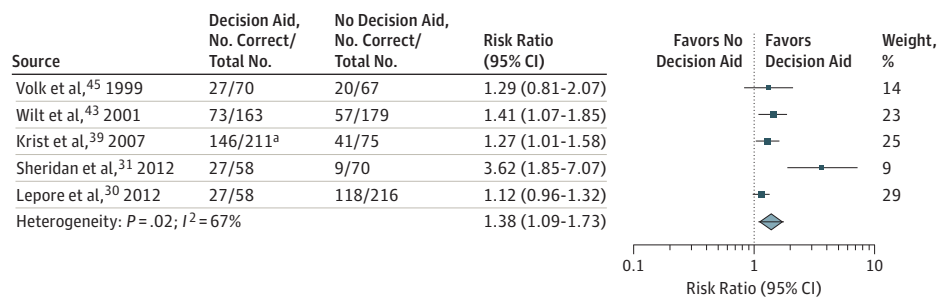
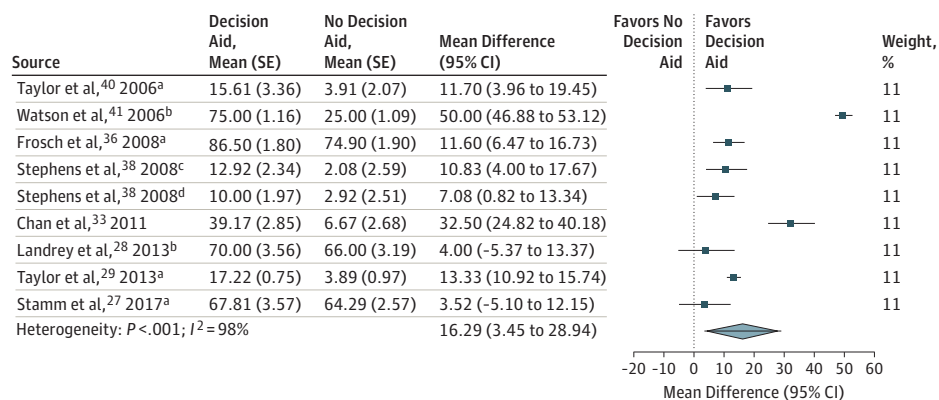
tate cancer screening, or with men's decision to undergo or not undergo screening (low-quality evidence). The decision aids used in these studies provided most of the crucial information (benefits and harms of screening) but typically omitted test properties of the screening tests.

Strengths and Limitations of the Study

Strengths of our study include a comprehensive search, duplicate assessment of eligibility and data extraction, appraisal of risk of bias, use of outcomes that are important to patients, and evaluation of decision aids using the IPDASi instrument. To increase the precision of estimates, whenever possible, we conducted meta-analyses using appropriate statistical methods. The GRADE approach was applied to assess the quality of evidence for each outcome (Table 2).

Limitations of our review are largely those of the available literature. First, we were not able to use all studies: in 26

Figure 2. Forest Plots of Short-term Prostate Cancer Screening Knowledge

A Knowledge (% correct)**B** Knowledge (continuous)^a Pooled result from multiple groups.^b Unadjusted from baseline.^c African American study population.^d Non-African American study population.

studies, there was no usual care control group, 5 studies did not report on any of our outcomes, and 1 study had very low adherence to the decision aid (eTable 3 in the [Supplement](#)). Second, we were able to conduct IPDASi evaluation in only 12 decision aids used in 13 studies. Third, most trials were performed before major PSA trials—ERSPC²; Prostate, Lung, Colorectal, and Ovarian Cancer Screening Trial⁵; and Cluster Randomized Trial of PSA Testing for Prostate Cancer⁶—provided data (eFigure 1 in the [Supplement](#)). Fourth, different instruments were used for assessment of knowledge. Fifth, we found only low-quality evidence for the association of decision aids with knowledge, whether a screening discussion was conducted, or patients' decisions whether to undergo screening. Furthermore, many available decision aids have not undergone formal testing in randomized trials.

Association With Other Studies

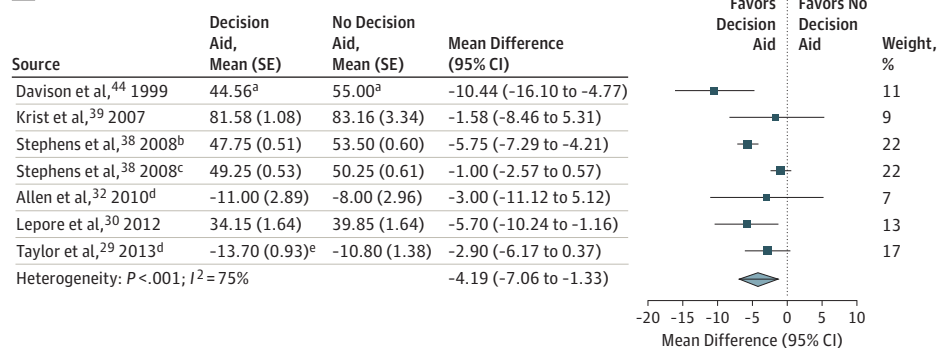
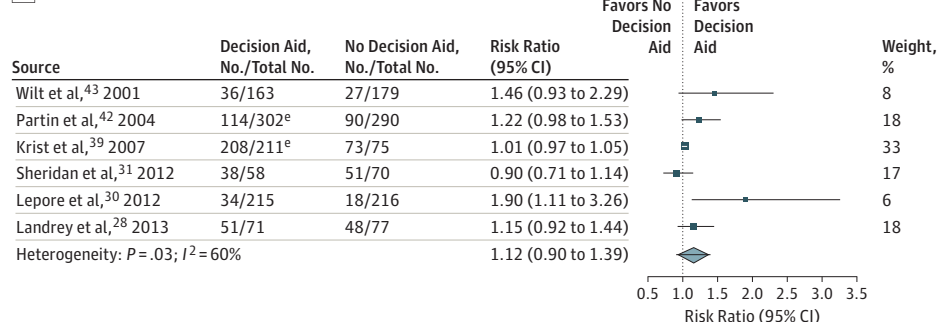
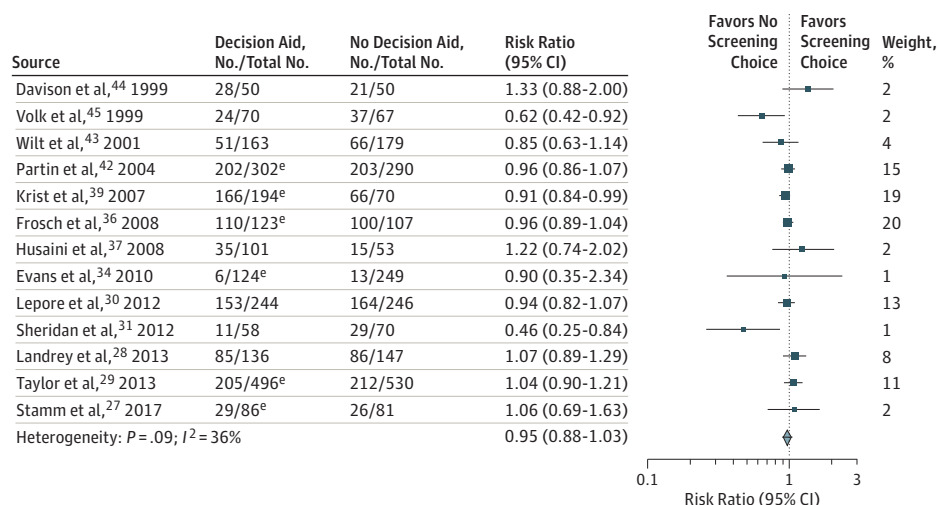
Three previous systematic reviews have investigated decision aids for prostate cancer screening.⁴⁷⁻⁴⁹ One review published more than 10 years ago addressed different questions and did not include 14 studies included in our review.⁴⁷

A systematic review published in 2015 concluded that decision aids increase patient knowledge and confidence in decision-making regarding prostate cancer testing.⁴⁸ This review included 13 studies, of which we did not include 6 studies⁵⁰⁻⁵⁵ because of the lack of a standard care control group, but it failed to include 12 trials that proved to be eligible in our systematic review: 11 RCTs of decision aids that were re-

ported before the publication of their review and apparently met their eligibility criteria^{28,35-41,43-45} and one study²⁷ that was published after their review appeared. The authors failed to conduct a meta-analysis.⁴⁸

Ivlev and colleagues⁴⁹ have published the most recent systematic review on prostate cancer screening patient decision aids and concluded that integration of decision aids in clinical practice may result in a decrease in the number of men who elect to undergo PSA testing, which may in turn reduce screening uptake. Support for this statement came from an analysis of intent to screen (risk ratio, 0.88; 95% CI, 0.81-0.95). Their meta-analysis of 2 RCTs that addressed men's actual decision found, however, no difference between the decision aid and usual care groups (risk ratio, 0.92; 95% CI, 0.62-1.36) and is consistent with our analysis of 13 RCTs (risk ratio, 0.95; 95% CI, 0.88-1.03).

The review by Ivlev et al⁴⁹ included 13 RCTs and 5 observational studies; to avoid bias associated with prognostic imbalance, we restricted our eligible studies to RCTs. Of the RCTs that Ivlev and colleagues⁴⁹ included, we did not include 3 studies⁵⁴⁻⁵⁶ because they did not have a standard care control group and 1 study⁵⁷ because it lacked our prespecified outcomes. The review by Ivlev et al⁴⁹ failed to include 10 of our 19 eligible trials: 3 trials^{28,31,33} were considered—contrary to our judgment—as not having a decision aid group, 3 trials^{29,35,38} were excluded because they did not meet their eligibility criteria of reporting immediate or deferred intention or utilization data, 1 trial⁴⁴ was excluded without explanation, and

Figure 3. Forest Plots of Prostate Cancer Screening Decisional Conflict, Screening Discussion, and Actual Screening Decision**A** Decisional conflict**B** Screening discussion**C** Actual screening decision^a Scaled to 100.^b African American study population.^c Non-African American study population.^d Pooled result from multiple groups.^e Unadjusted from baseline.

3 trials^{37,40,43} were either not identified by their search or were excluded during title and abstract screening (not possible to distinguish which reason). Other differences included our measuring of screening discussions and reporting a meta-analysis of decisional conflict, which were not in the review by Ivlev et al.⁴⁹ Ivlev and colleagues⁴⁹ stated in their methods (including PROSPERO CRD42017060606) that they used the GRADE approach²¹; however, they provided evidence quality for only 2 outcomes: intention to undergo PSA testing and knowledge. Our judgments applying the GRADE approach²¹

included all outcomes and differed from the review by Ivlev et al⁴⁹ regarding knowledge because we considered the failure to use blinded assessments as a reason to rate the quality of evidence downward and they did not.

Implications for Clinicians and Policymakers, and Future Directions

Our results suggest modest and uncertain associations between existing decision aids and key outcomes: a possible increase in knowledge and likely a small decrease in decisional

conflict but no apparent association with whether physicians and patients discussed prostate cancer screening or with men's decision to undergo or not undergo prostate cancer screening. Many prostate cancer screening decision aids are available online, but only a few have undergone formal testing. All decision aids included in our review provided education to patients, and all but 1 decision aid²⁷ failed to show clear facilitation of screening discussions (ie, shared decision-making).¹⁴ The results demonstrate a lack of prostate cancer decision aids specifically geared toward or successful in facilitating shared decision-making.

The best available evidence suggests that PSA screening may have a small, although uncertain, benefit on prostate cancer mortality.³ Evidence shows, however, that PSA screening also harms men because of false-positive test results and overdiagnosis and overtreatment of prostate cancer.³ Before the major prostate cancer screening trials reported their results,^{2,5,6} there was insufficient evidence to recommend for or against screening. In our meta-analysis, only 2 trials^{27,28} began recruitment of patients after ERSPC and the Prostate, Lung, Colorectal, and Ovarian Cancer Screening Trial had published their results (eFigure 1 in the Supplement). Although these 2 trials^{27,28} reported results similar to our pooled results, it is possible that decision aids with new, updated evidence summa-

ries may have more benefit than earlier decision aids in which results were more uncertain. There is therefore a call for new trials with updated decision aids.¹² In general, trustworthy decision aids require links to recent evidence-based summaries and clinical practice guidelines that carry out dynamic updating.^{12,14}

Conclusions

Randomized clinical trials provide moderate-quality evidence that decision aids are associated with a small reduction in decisional conflict, while low-quality evidence suggests that they are associated with an increase in knowledge but not with whether physicians and patients discuss prostate cancer screening or with men's decision to undergo or not undergo prostate cancer screening. The available evidence does not provide a compelling rationale for clinicians to use existing decision aids to facilitate shared decision-making in their discussions with men considering undergoing prostate cancer screening. Future decision aids should include provision for continuous updating and not only provide education to patients but also promote shared decision-making in the patient-physician encounter.

ARTICLE INFORMATION

Accepted for Publication: February 24, 2019.

Published Online: June 24, 2019.

doi:10.1001/jamainternmed.2019.0763

Open Access: This is an open access article distributed under the terms of the [CC-BY License](#). © 2019 Riikonen JM et al. *JAMA Internal Medicine*.

Author Affiliations: Department of Urology, Tampere University Hospital, Tampere, Finland (Riikonen); Faculty of Medicine and Life Science, University of Tampere, Tampere, Finland (Riikonen); Department of Health Research Methods, Evidence, and Impact, McMaster University, Hamilton, Ontario, Canada (Guyatt, Craigie, Agoritsas, Violette, Zhou); Department of Urology, Helsinki University Hospital and University of Helsinki, Helsinki, Finland (Kilpeläinen, Järvinen, Santti, Tikkinen); Department of Medicine, University of Toronto, Toronto, Ontario, Canada (Agarwal); Division of General Internal Medicine, Department of Internal Medicine, University Hospitals of Geneva, Geneva, Switzerland (Agoritsas); Department of Anesthesia, McMaster University, Hamilton, Ontario, Canada (Couban); Urology Section, Minneapolis Veterans Administration Health Care System, Minneapolis, Minnesota (Dahm); Department of Urology, University of Minnesota, Minneapolis (Dahm); Knowledge and Evaluation Research Unit, Mayo Clinic, Rochester, Minnesota (Montori); Division of Urology, Department of Surgery, Western University, London, Ontario, Canada (Power); Faculty of Medicine and Health Sciences, Université de Sherbrooke, Sherbrooke, Quebec, Canada (Richard); Department of Internal Medicine, Tampere University Hospital, Tampere, Finland (Rutanen); Department of Urology, Ghent University Hospital, Ghent, Belgium (Tilly); Department of Surgery, Woodstock General Hospital, Woodstock, Ontario, Canada (Violette);

Department of Public Health, University of Helsinki, Helsinki, Finland (Tikkinen).

Author Contributions: Drs Riikonen and Tikkinen had full access to all the data in the study and take responsibility for the integrity of the data and the accuracy of the data analysis.

Concept and design: Riikonen, Guyatt, Agoritsas, Montori, Tikkinen.

Acquisition, analysis, or interpretation of data: All authors.

Drafting of the manuscript: Riikonen.

Critical revision of the manuscript for important intellectual content: All authors.

Statistical analysis: Riikonen, Guyatt, Kilpeläinen, Zhou, Tikkinen.

Obtained funding: Tikkinen.

Supervision: Guyatt, Tikkinen.

Conflict of Interest Disclosures: Dr Riikonen reported receiving reimbursement from Astellas and Ferring for attending scientific meetings and participating in trials for Astellas, Bayer, Ferring, Myovant, and Pfizer. Dr Kilpeläinen reported receiving reimbursement from Astellas for attending a scientific meeting and receiving an honorarium from Ferring. Dr Dahm reported receiving reimbursement from Intuitive for attending a training course. Dr Järvinen reported receiving reimbursement from Lilly and Sobi for attending scientific meeting and from Intuitive and Olympus for attending training courses. Dr Richard reported receiving reimbursement from Janssen for attending a scientific meeting; receiving honoraria from AbbVie, Astellas, Ferring, and Sanofi; and serving as a company consultant for Sanofi and Bristol-Myers Squibb. Dr Santti reported receiving honoraria from Astellas; receiving reimbursement from Astellas, Orion, Ferring, and Intuitive Surgical for attending scientific meetings; and participating in a trial for Astellas. Dr Violette reported receiving honoraria from Janssen, Astellas, and Sanofi. No other disclosures were reported.

Funding/Support: This study was supported by grants 276046 and 309387 from the Academy of Finland; grants TYH2016135, TYH2017114, TYH2018120, and TYH2019321 from Competitive Research Funding of the Helsinki and Uusimaa Hospital District; the Jane and Aatos Erkkö Foundation; and the Sigrid Jusélius Foundation.

Role of the Funder/Sponsor: The funding sources had no role in the design and conduct of the study; collection, management, analysis, and interpretation of the data; preparation, review, or approval of the manuscript; and decision to submit the manuscript for publication.

Additional Contributions: Theresa Byrd, DrPH, Texas Tech University Health Sciences Center, Jerome R. Hoffman, MA, MD, University of California, Los Angeles School of Medicine, Baqar A. Husaini, PhD, Tennessee State University, Alexander H. Krist, MD, MPH, Virginia Commonwealth University, Daniel Matlock, MD, University of Colorado, Melissa A. Partin, PhD, University of Minnesota, Michael S. Wilkes, MD, MPH, PhD, University of California, Davis, and Timothy J. Wilt, MD, MPH, Minneapolis Veterans Affairs Center for Chronic Diseases Outcomes checked extracted data for accuracy, provided additional information regarding the original studies, and/or provided decision aids used in the studies. They were not compensated for their contributions.

REFERENCES

1. Fitzmaurice C, Allen C, Barber RM, et al; Global Burden of Disease Cancer Collaboration. Global, regional, and national cancer incidence, mortality, years of life lost, years lived with disability, and disability-adjusted life-years for 32 cancer groups, 1990 to 2015: a systematic analysis for the Global Burden of Disease Study. *JAMA Oncol*. 2017;3(4):524-548. doi:10.1001/jamaoncol.2016.5688

2. Schröder FH, Hugosson J, Roobol MJ, et al; ESRPC Investigators. Screening and prostate cancer mortality: results of the European Randomised Study of Screening for Prostate Cancer (ERSPC) at 13 years of follow-up. *Lancet*. 2014;384(9959):2027-2035. doi:10.1016/S0140-6736(14)60525-0
3. Ilic D, Djulbegovic M, Jung JH, et al. Prostate cancer screening with prostate-specific antigen (PSA) test: a systematic review and meta-analysis. *BMJ*. 2018;362:k3519. doi:10.1136/bmj.k3519
4. Ilic D, Neuberger MM, Djulbegovic M, Dahm P. Screening for prostate cancer. *Cochrane Database Syst Rev*. 2013;1(1):CD004720. doi:10.1002/14651858.CD004720.pub3
5. Andriole GL, Crawford ED, Grubb RL III, et al; PLCO Project Team. Prostate cancer screening in the randomized Prostate, Lung, Colorectal, and Ovarian Cancer Screening Trial: mortality results after 13 years of follow-up. *J Natl Cancer Inst*. 2012;104(2):125-132. doi:10.1093/jnci/djr500
6. Martin RM, Donovan JL, Turner EL, et al; CAP Trial Group. Effect of a low-intensity PSA-based screening intervention on prostate cancer mortality: the CAP randomized clinical trial. *JAMA*. 2018;319(9):883-895. doi:10.1001/jama.2018.0154
7. Chen RC, Basak R, Meyer AM, et al. Association between choice of radical prostatectomy, external beam radiotherapy, brachytherapy, or active surveillance and patient-reported quality of life among men with localized prostate cancer. *JAMA*. 2017;317(11):1141-1150. doi:10.1001/jama.2017.1652
8. Stacey D, Bennett CL, Barry MJ, et al. Decision aids for people facing health treatment or screening decisions. *Cochrane Database Syst Rev*. 2011;10(10):CD001431. doi:10.1002/14651858.CD001431.pub3
9. Mottet N, van den Bergh RCN, Briers E, et al. Prostate cancer. European Association of Urology website. <http://uroweb.org/guideline/prostate-cancer/>. Accessed May 20, 2019.
10. Carter HB, Albertsen PC, Barry MJ, et al. Early detection of prostate cancer: AUA Guideline. *J Urol*. 2013;190(2):419-426. doi:10.1016/j.juro.2013.04.119
11. Grossman DC, Curry SJ, Owens DK, et al; US Preventive Services Task Force. Screening for prostate cancer: US Preventive Services Task Force Recommendation Statement. *JAMA*. 2018;319(18):1901-1913. doi:10.1001/jama.2018.3710
12. Tikkinen KAO, Dahm P, Lytvyn L, et al. Prostate cancer screening with prostate-specific antigen (PSA) test: a clinical practice guideline. *BMJ*. 2018;362:k3581. doi:10.1136/bmj.k3581
13. Stiggelbout AM, Van der Weijden T, De Wit MP, et al. Shared decision making: really putting patients at the centre of healthcare. *BMJ*. 2012;344:e256. doi:10.1136/bmj.e256
14. Agoritsas T, Heen AF, Brandt L, et al. Decision aids that really promote shared decision making: the pace quickens. *BMJ*. 2015;350:g7624. doi:10.1136/bmj.g7624
15. Elwyn G, Quinlan C, Mulley A, Agoritsas T, Vandvik PO, Guyatt G. Trustworthy guidelines—excellent; customized care tools—even better. *BMC Med*. 2015;13:199. doi:10.1186/s12916-015-0436-y
16. Liberati A, Altman DG, Tetzlaff J, et al. The PRISMA statement for reporting systematic reviews and meta-analyses of studies that evaluate healthcare interventions: explanation and elaboration. *BMJ*. 2009;339:b2700. doi:10.1136/bmj.b2700
17. Elwyn G, O'Connor AM, Bennett C, et al. Assessing the quality of decision support technologies using the International Patient Decision Aid Standards instrument (IPDASI). *PLoS One*. 2009;4(3):e4705. doi:10.1371/journal.pone.0004705
18. Thorlund K, Walter SD, Johnston BC, Furukawa TA, Guyatt GH. Pooling health-related quality of life outcomes in meta-analysis—a tutorial and review of methods for enhancing interpretability. *Res Synth Methods*. 2011;2(3):188-203. doi:10.1002/jrsm.46
19. Guyatt GH, Thorlund K, Oxman AD, et al. GRADE guidelines, 13: preparing summary of findings tables and evidence profiles—continuous outcomes. *J Clin Epidemiol*. 2013;66(2):173-183. doi:10.1016/j.jclinepi.2012.08.001
20. Int'Hout J, Ioannidis JP, Borm GF. The Hartung-Knapp-Sidik-Jonkman method for random effects meta-analysis is straightforward and considerably outperforms the standard DerSimonian-Laird method. *BMC Med Res Methodol*. 2014;14:25. doi:10.1186/1471-2288-14-25
21. Guyatt GH, Oxman AD, Vist GE, et al; GRADE Working Group. GRADE: an emerging consensus on rating quality of evidence and strength of recommendations. *BMJ*. 2008;336(7650):924-926. doi:10.1136/bmj.39489.470347.AD
22. Guyatt GH, Oxman AD, Vist GE, et al. GRADE guidelines, 4: rating the quality of evidence—study limitations (risk of bias). *J Clin Epidemiol*. 2011;64(4):407-415. doi:10.1016/j.jclinepi.2010.07.017
23. Guyatt GH, Oxman AD, Kunz R, et al; GRADE Working Group. GRADE guidelines, 7: rating the quality of evidence—inconsistency. *J Clin Epidemiol*. 2011;64(12):1294-1302. doi:10.1016/j.jclinepi.2011.03.017
24. Guyatt GH, Oxman AD, Kunz R, et al; GRADE Working Group. GRADE guidelines, 8: rating the quality of evidence—indirectness. *J Clin Epidemiol*. 2011;64(12):1303-1310. doi:10.1016/j.jclinepi.2011.04.014
25. Guyatt GH, Oxman AD, Kunz R, et al. GRADE guidelines, 6: rating the quality of evidence—imprecision. *J Clin Epidemiol*. 2011;64(12):1283-1293. doi:10.1016/j.jclinepi.2011.01.012
26. Guyatt GH, Oxman AD, Montori V, et al. GRADE guidelines, 5: rating the quality of evidence—publication bias. *J Clin Epidemiol*. 2011;64(12):1277-1282. doi:10.1016/j.jclinepi.2011.01.011
27. Stamm AW, Banerji JS, Wolff EM, et al. A decision aid versus shared decision making for prostate cancer screening: results of a randomized, controlled trial. *Can J Urol*. 2017;24(4):8910-8917.
28. Landrey AR, Matlock DD, Andrews L, Bronsert M, Denberg T. Shared decision making in prostate-specific antigen testing: the effect of a mailed patient flyer prior to an annual exam. *J Prim Care Community Health*. 2013;4(1):67-74. doi:10.1177/2150131912447074
29. Taylor KL, Williams RM, Davis K, et al. Decision making in prostate cancer screening using decision aids vs usual care: a randomized clinical trial. *JAMA Intern Med*. 2013;173(18):1704-1712.
30. Lepore SJ, Wolf RL, Basch CE, et al. Informed decision making about prostate cancer testing in predominantly immigrant black men: a randomized controlled trial. *Ann Behav Med*. 2012;44(3):320-330. doi:10.1007/s12160-012-9392-3
31. Sheridan SL, Golin C, Bunton A, et al. Shared decision making for prostate cancer screening: the results of a combined analysis of two practice-based randomized controlled trials. *BMC Med Inform Decis Mak*. 2012;12:130. doi:10.1186/1472-6947-12-130
32. Allen JD, Othman MK, Hart A Jr, et al. A randomized trial of a computer-tailored decision aid to improve prostate cancer screening decisions: results from the Take the Wheel trial. *Cancer Epidemiol Biomarkers Prev*. 2010;19(9):2172-2186. doi:10.1158/1055-9965.EPI-09-0410
33. Chan EC, McFall SL, Byrd TL, et al. A community-based intervention to promote informed decision making for prostate cancer screening among Hispanic American men changed knowledge and role preferences: a cluster RCT. *Patient Educ Couns*. 2011;84(2):e44-e51. doi:10.1016/j.pec.2010.07.033
34. Evans R, Joseph-Williams N, Edwards A, et al. Supporting informed decision making for prostate specific antigen (PSA) testing on the web: an online randomized controlled trial. *J Med Internet Res*. 2010;12(3):e27. doi:10.2196/jmir.1305
35. Rubel SK, Miller JW, Stephens RL, et al. Testing the effects of a decision aid for prostate cancer screening. *J Health Commun*. 2010;15(3):307-321. doi:10.1080/10810731003686614
36. Frosch DL, Bhatnagar V, Tally S, Hamori CJ, Kaplan RM. Internet patient decision support: a randomized controlled trial comparing alternative approaches for men considering prostate cancer screening. *Arch Intern Med*. 2008;168(4):363-369. doi:10.1001/archinternmed.2007.111
37. Husaini BA, Reece MC, Emerson JS, Scales S, Hull PC, Levine RS. A church-based program on prostate cancer screening for African American men: reducing health disparities. *Ethn Dis*. 2008;18(2)(suppl 2):S2-S179, 84.
38. Stephens RL, Xu Y, Volk RJ, et al. Influence of a patient decision aid on decisional conflict related to PSA testing: a structural equation model. *Health Psychol*. 2008;27(6):711-721. doi:10.1037/0278-6133.27.6.711
39. Krist AH, Woolf SH, Johnson RE, Kerns JW. Patient education on prostate cancer screening and involvement in decision making. *Ann Fam Med*. 2007;5(2):112-119. doi:10.1370/afm.623
40. Taylor KL, Davis JL III, Turner RO, et al. Educating African American men about the prostate cancer screening dilemma: a randomized intervention. *Cancer Epidemiol Biomarkers Prev*. 2006;15(11):2179-2188. doi:10.1158/1055-9965.EPI-05-0417
41. Watson E, Hewitson P, Brett J, et al. Informed decision making and prostate specific antigen (PSA) testing for prostate cancer: a randomised controlled trial exploring the impact of a brief patient decision aid on men's knowledge, attitudes and intention to be tested. *Patient Educ Couns*. 2006;63(3):367-379. doi:10.1016/j.pec.2006.05.005
42. Partin MR, Nelson D, Radosovich D, et al. Randomized trial examining the effect of two prostate cancer screening educational interventions on patient knowledge, preferences, and behaviors. *J Gen Intern Med*. 2004;19(8):835-842. doi:10.1111/j.1525-1497.2004.30047.x
43. Wilt TJ, Paul J, Murdoch M, Nelson D, Nugent S, Rubins HB. Educating men about prostate cancer

screening: a randomized trial of a mailed pamphlet. *Eff Clin Pract*. 2001;4(3):112-120.

44. Davison BJ, Kirk P, Degner LF, Hassard TH. Information and patient participation in screening for prostate cancer. *Patient Educ Couns*. 1999;37(3):255-263. doi:10.1016/S0738-3991(98)00123-2

45. Volk RJ, Cass AR, Spann SJ. A randomized controlled trial of shared decision making for prostate cancer screening. *Arch Fam Med*. 1999;8(4):333-340. doi:10.1001/archfam.8.4.333

46. Volk RJ, Spann SJ, Cass AR, Hawley ST. Patient education for informed decision making about prostate cancer screening: a randomized controlled trial with 1-year follow-up. *Ann Fam Med*. 2003;1(1):22-28. doi:10.1370/afm.7

47. Volk RJ, Hawley ST, Kneuper S, et al. Trials of decision aids for prostate cancer screening: a systematic review. *Am J Prev Med*. 2007;33(5):428-434. doi:10.1016/j.amepre.2007.07.030

48. Ilic D, Jammal W, Chiarelli P, et al. Assessing the effectiveness of decision aids for decision making in prostate cancer testing: a systematic review. *Psychooncology*. 2015;24(10):1303-1315. doi:10.1007/s12688-015-0381-5

49. Ivlev I, Jerabkova S, Mishra M, Cook LA, Eden KB. Prostate cancer screening patient decision aids: a systematic review and meta-analysis. *Am J Prev Med*. 2018;55(6):896-907. doi:10.1016/j.amepre.2018.06.016

50. Williams RM, Davis KM, Luta G, et al. Fostering informed decisions: a randomized controlled trial assessing the impact of a decision aid among men registered to undergo mass screening for prostate cancer. *Patient Educ Couns*. 2013;91(3):329-336. doi:10.1016/j.pec.2012.12.013

51. Watts KJ, Meiser B, Wakefield CE, et al. Online prostate cancer screening decision aid for at-risk men: a randomized trial. *Health Psychol*. 2014;33(9):986-997. doi:10.1037/a0034405

52. Myers RE, Daskalakis C, Kunkel EJ, et al. Mediated decision support in prostate cancer screening: a randomized controlled trial of decision counseling. *Patient Educ Couns*. 2011;83(2):240-246. doi:10.1016/j.pec.2010.06.011

53. Volk RJ, Jibaja-Weiss ML, Hawley ST, et al. Entertainment education for prostate cancer screening: a randomized trial among primary care patients with low health literacy. *Patient Educ Couns*. 2008;73(3):482-489. doi:10.1016/j.pec.2008.07.033

54. Gattellari M, Ward JE. A community-based randomised controlled trial of three different educational resources for men about prostate cancer screening. *Patient Educ Couns*. 2005;57(2):168-182. doi:10.1016/j.pec.2004.05.011

55. Gattellari M, Ward JE. Does evidence-based information about screening for prostate cancer enhance consumer decision-making? a randomised controlled trial. *J Med Screen*. 2003;10(1):27-39. doi:10.1258/096914103321610789

56. Ilic D, Egberts K, McKenzie JE, Risbridger G, Green S. Informing men about prostate cancer screening: a randomized controlled trial of patient education materials. *J Gen Intern Med*. 2008;23(4):466-471. doi:10.1007/s11606-007-0466-z

57. Tran VT, Kisseleva-Romanova E, Rigal L, Falcoff H. Impact of a printed decision aid on patients' intention to undergo prostate cancer screening: a multicentre, pragmatic randomised controlled trial in primary care. *Br J Gen Pract*. 2015;65(634):e295-e304. doi:10.3399/bjgp15X684817

Invited Commentary

Decision Aids for Prostate Cancer Screening—The True Potential Remains Unknown

Laura D. Scherer, PhD; Grace Lin, MD, MAS

In 2009, routine prostate cancer screening using a prostate-specific antigen (PSA) test was described as “the controversy that refuses to die.”^{1(p1351)} Unfortunately, 10 years later, the controversy is still alive and thriving.² Clinical trials have failed to resolve whether or to what degree screening using PSA tests help reduce prostate cancer-specific mortality, and it has long been clear that PSA screening tests increase the diagnosis of low-risk cancers and can lead to patient harm from potentially unnecessary biopsies and cancer treatment. As a result, many expert groups recommend shared decision-making (SDM) and informed patient choice for routine prostate cancer screening.^{3,4}

Patient decision aids (DAs) have been proposed as a crucial tool for supporting SDM. In a new meta-analysis reported in this issue of *JAMA Internal Medicine*, Riikonen et al⁵ report the outcomes of DAs for prostate cancer screening relative to usual care, assessing their association with patient knowledge, decisional conflict, screening discussions, decision satisfaction, and screening decisions. The results are disappointing; compared with usual care, these DAs increased patient knowledge to some extent and decreased decisional conflict but had no effect on screening discussions, decision satisfaction, or receiving screening. The authors conclude that “the available evidence does not provide a compelling rationale for clinicians to use existing decision aids to facilitate shared decision making in their

discussions with men considering undergoing prostate cancer screening.”

Although we agree that these data do not provide a persuasive case for use of the DAs included in the meta-analysis, it would be premature to conclude on the basis of these data that DAs do not and could not affect prostate cancer screening decisions. One issue that this study⁵ highlights is that randomized clinical trials of prostate cancer screening DAs vs usual care are heterogeneous in DA content, design, delivery, and outcome measures. For example, the only information that was common to all the DAs was the purpose of prostate cancer screening. There was considerable variation in DA presentation and measurement of patient knowledge, from a 1-page flyer received by mail, with patients' knowledge assessed up to 3 weeks later, to an in-clinic DA intervention that included a 12-minute video and an 8-minute coaching session, with knowledge assessed immediately after these interventions.⁵ Furthermore, some DAs recommended that the patient talk with their doctor, while others did not, and still others actively coached patients on how to address barriers to communication just prior to their appointment. There was also heterogeneity in communication method (eg, booklets, leaflets, computer tools, video), how the DAs were implemented (eg, in clinic, by mail), and when and how the primary outcomes were assessed. Outcome measurements also varied among the studies, and the most robust outcome observed was a reduction in decisional conflict, the only outcome for which there was a standard, validated measure. Each of these factors, if de-



Related article [page 1072](#)