



Présentation / Intervention

2013

Open Access

This version of the publication is provided by the author(s) and made available in accordance with the copyright holder(s).

---

## Does training make French speakers more able to identify lexical stress?

---

Schwab, Sandra; Llisterri, Joaquim

### How to cite

SCHWAB, Sandra, LLISTERRI, Joaquim. Does training make French speakers more able to identify lexical stress? In: New Sounds 2013. Montreal. 2013.

This publication URL: <https://archive-ouverte.unige.ch/unige:28676>

# **Does training make French speakers more able to identify lexical stress?**

Sandra Schwab & Joaquim Llisterri

University of Geneva; Universitat Autònoma de Barcelona

*New Sounds 2013 - Montreal*

May, 17-19, 2013

# Plan

- Introduction
- Goals and method
- Results and discussion
  - Training
  - Pre- and post-tests
- Conclusion and perspectives

# Introduction

- French speakers show difficulties in the production of stress in L2
- Perceptual explanations
  - *Crible phonologique*
    - Phonological system of L1 as a "filter" through which all the sounds of L2 are perceived and classified
  - *Stress deafness*

# The hypothesis of *stress deafness*

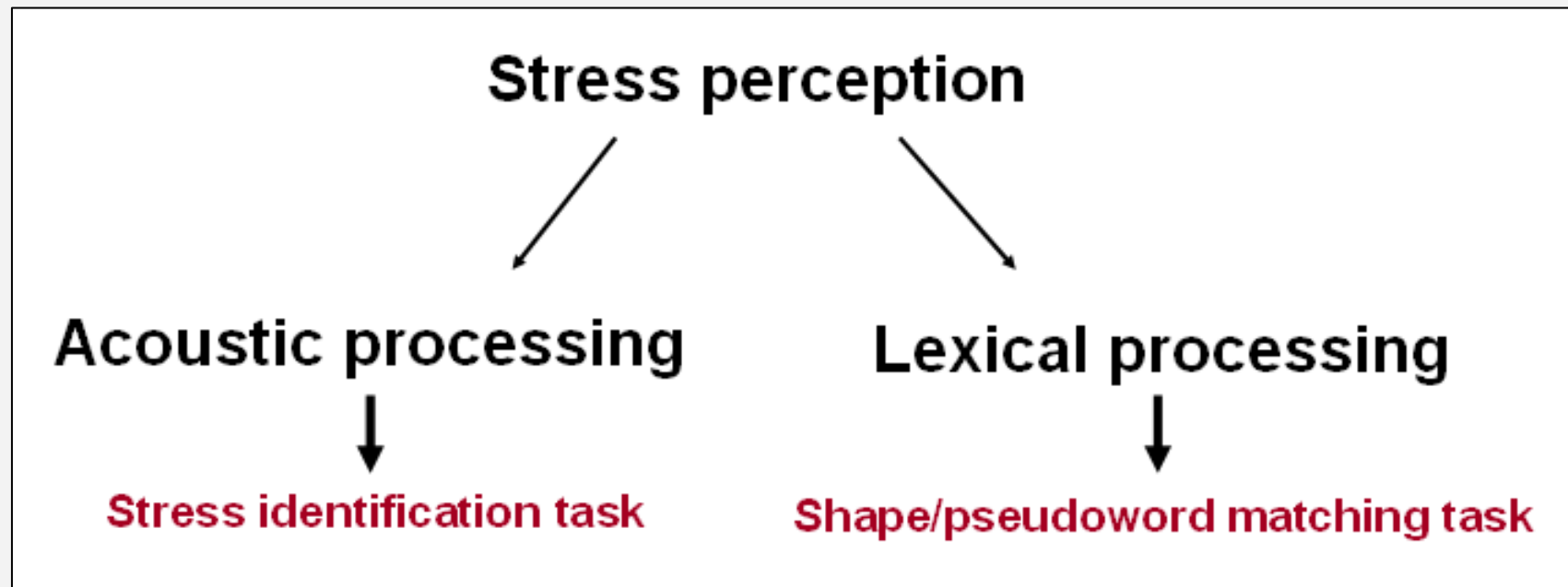
- The presence of *stress deafness* depends on
  - Cognitive load required by the task
  - Phonetic variability in the stimuli
- French speakers are unable to encode distinctive stress in their phonological representations

## The hypothesis of *stress deafness*

"Stress has such large acoustic correlates that French participants can resort to acoustic strategies in certain tasks. However, this intact psychoacoustic ability does not translate into good performances in other, more demanding, tasks."

(Dupoux et al., 2008, p. 700)

# Starting point



# Goals

- To determine whether French-speaking listeners are able to learn to perceive Spanish lexical stress contrasts
- To determine whether training improves French-speaking listeners' performance in identifying lexical stress in Spanish



# Experimental design

## **3 phases**

1. Pre-test

2a. Training

2b. No Training

3. Post-test

# Participants

- 29 native speakers of French with no knowledge or contact with Spanish or Italian (***non-natives***)  
⇒ **Training**
- 22 bilingual Spanish - Catalan speakers with no knowledge or contact with French (***natives***)  
⇒ **Training**
- 20 native speakers of French with no knowledge or contact with Spanish or Italian (***non-native controls***)  
⇒ **No Training**

# Material

## Pre- and post-tests

- Four triplets of trisyllabic Spanish words
  - Proparoxytones (PP)  
***n**úmero – **v**álido – **l**ímite – **m**édico*
  - Paroxytones (P)  
*num**e**ro – val**i**do – lim**i**te – med**i**co*
  - Oxytones (O)  
*num**e**r**ó** – val**i**d**ó** – lim**i**t**é** – med**i**c**ó***

⇒ **12 words**

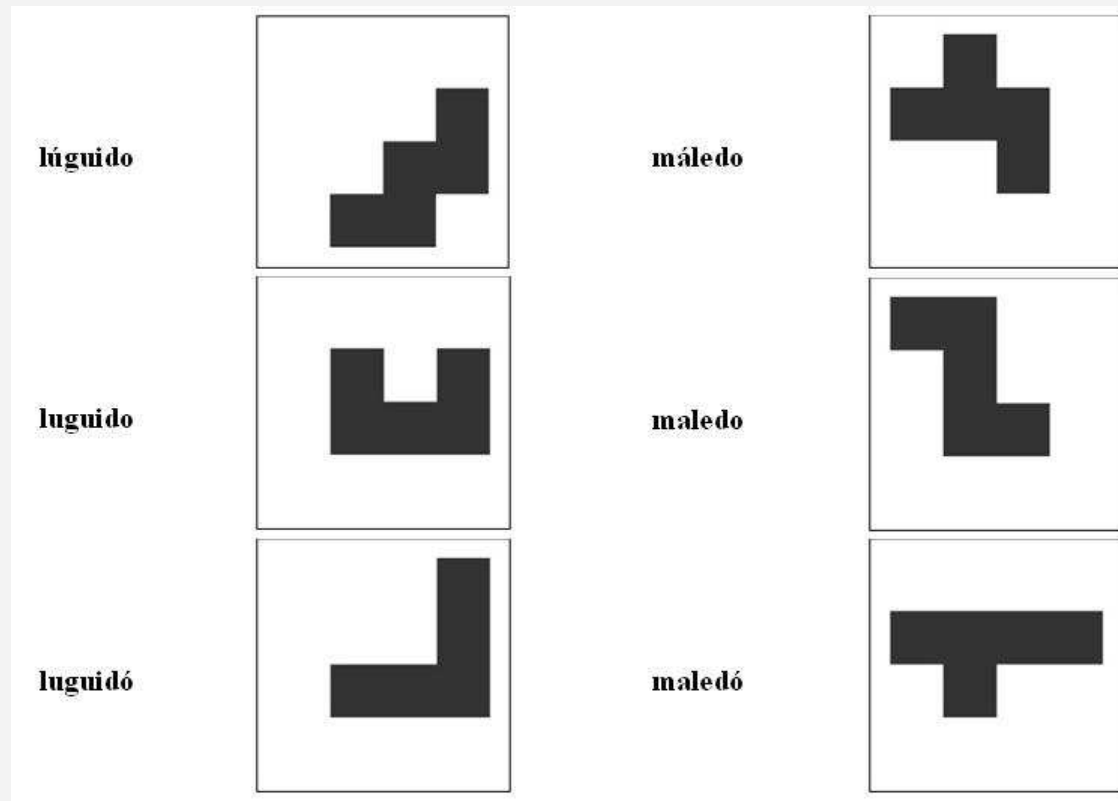
# Material

## Training

- Two triplets of trisyllabic Spanish pseudowords
    - Proparoxytones (PP)  
*lúguido* - *máledo*
    - Paroxytones (P)  
*luguido* - *maledo*
    - Oxytones (O)  
*luguidó* - *maledó*
- ⇒ **6 pseudowords**

# Material Training



- 6 visual shapes



# Material

## No Training

- 6 visual shapes (no oral stimuli)



# Procedure

1. Pre-test: Stress identification task
2. a) Training: Shape/pseudoword matching task  
b) No training: Click task
3. Post-test: Stress identification task

# Procedure

## Pre- and post-tests

- Stress identification task
  - Participants heard the stimulus and had to indicate as fast as possible the stressed syllable by pressing a button in a response box



# Procedure

## Pre- and post-tests

**1. Première syllabe**

**2. Deuxième syllabe**

**3. Troisième syllabe**



# Procedure

## Pre- and post-tests

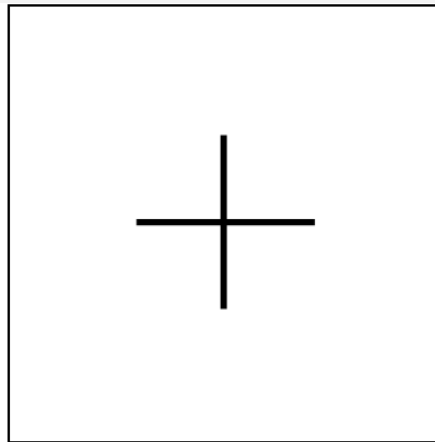
- Stress identification task
  - Participants heard the stimulus and had to indicate as fast as possible the stressed syllable by pressing a button in a response box
- 3 repetitions of each word (36 stimuli)
- Different randomization of the stimuli for each participant and test

# Procedure


## Training

- Shape/pseudoword matching task
  - Four shapes were presented on the screen
  - Participants heard one of the six pseudowords
  - They clicked on the shape they thought corresponded to the pseudoword
- Feedback:
  - After each response, the three distractor shapes disappeared, leaving only the correct shape
  - The pseudoword was heard again

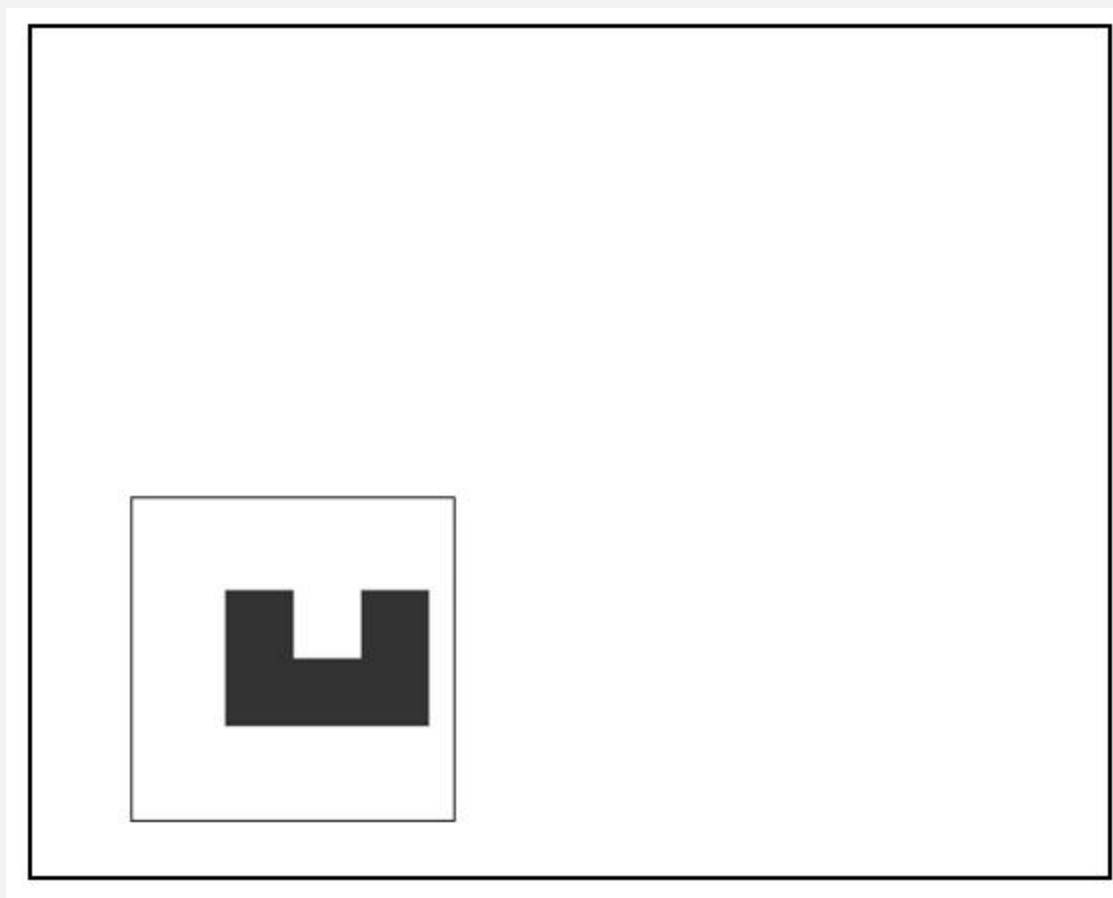
# Procedure Training



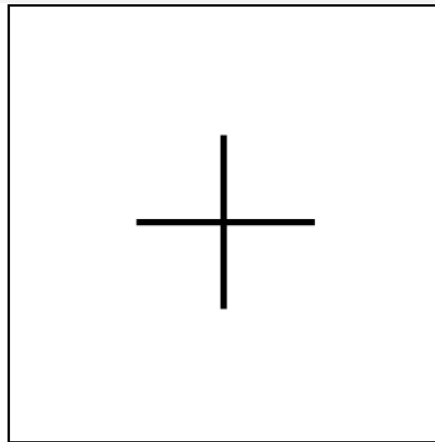
# Procedure Training




# Procedure Training



# Procedure Training



# Procedure Training

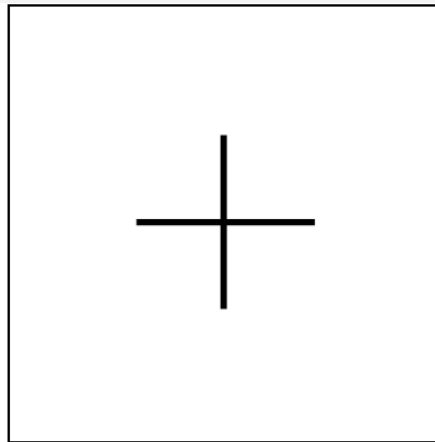





# Procedure Training



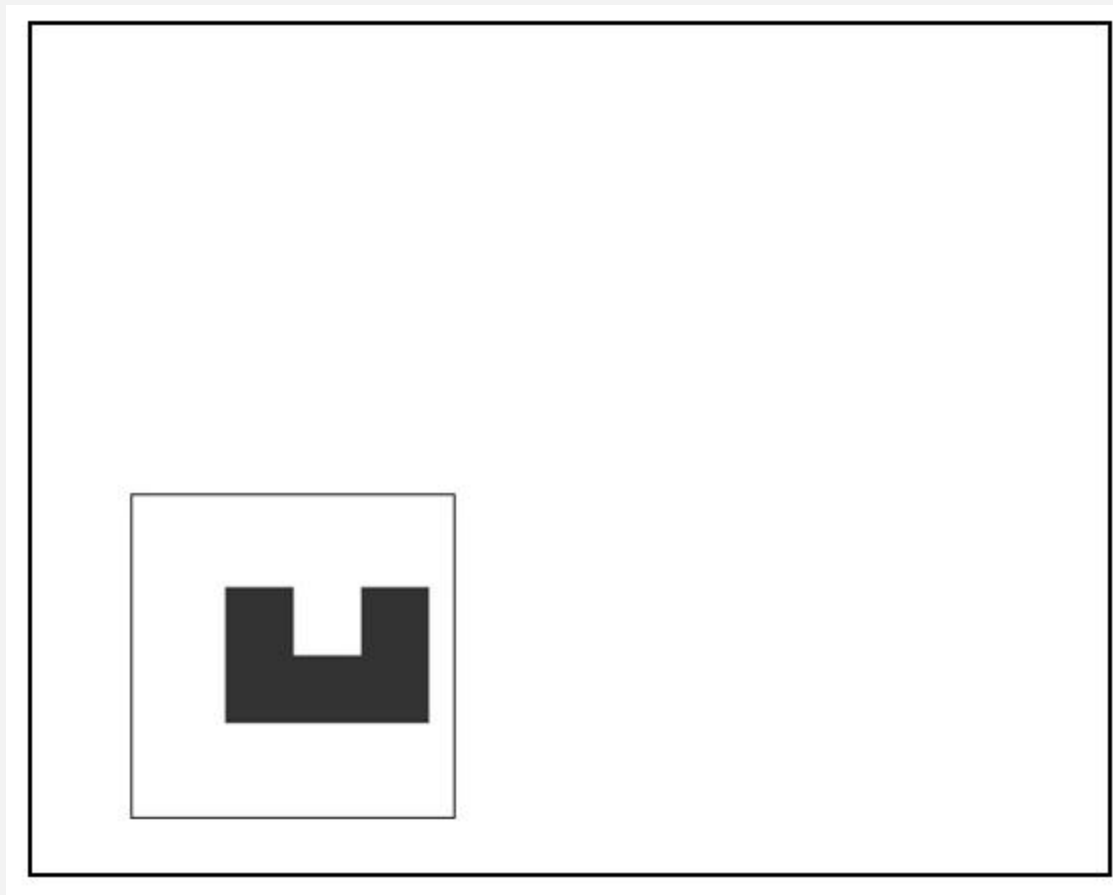
# Procedure Training



# Procedure Training



# Procedure Training



# Procedure

## Training

- 5 blocks
  - 4 blocks with feedback
  - 1 block with no feedback
- In each block, 6 repetitions of each pseudoword (36 stimuli per block, 180 stimuli in total)
- Different randomization of the stimuli for each participant

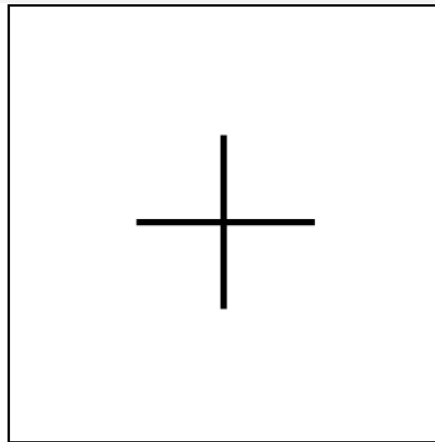
# Procedure

## No Training

- Click task with no oral stimuli
  - The participants had to click as fast as possible on the shape that appeared on the screen

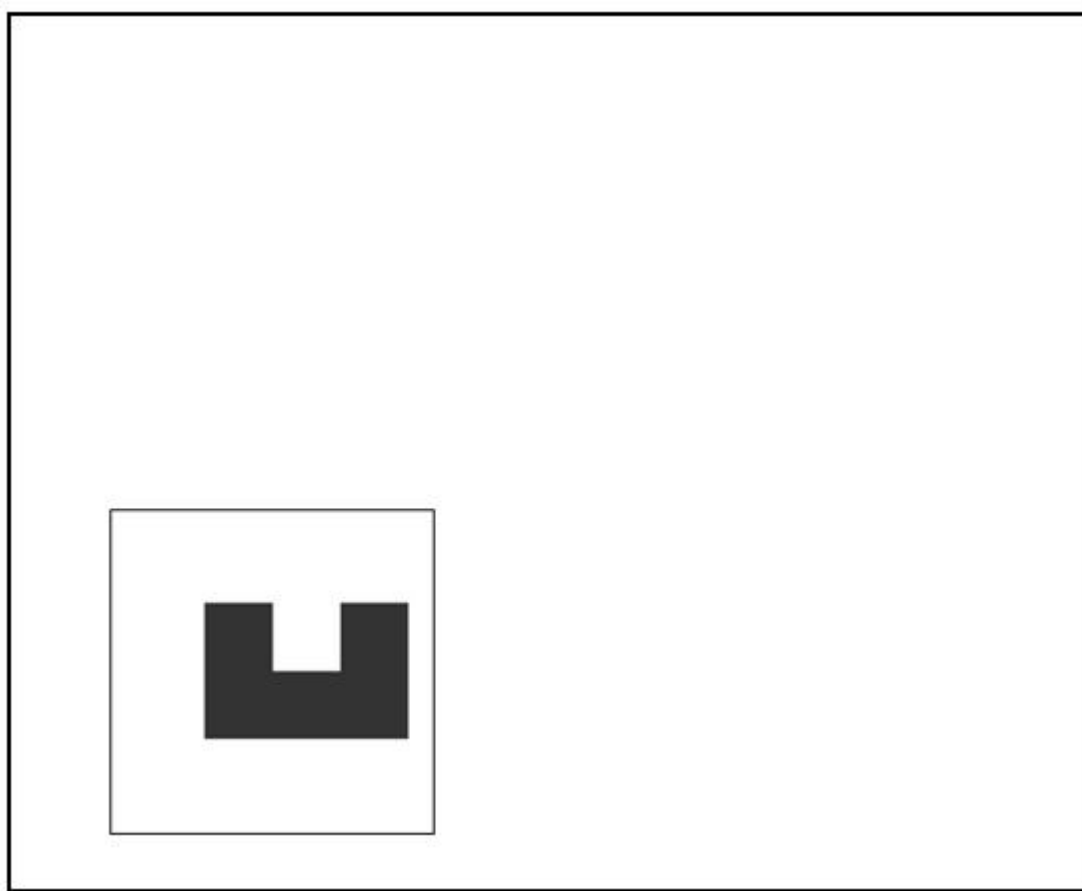
# Procedure

## No Training



# Procedure

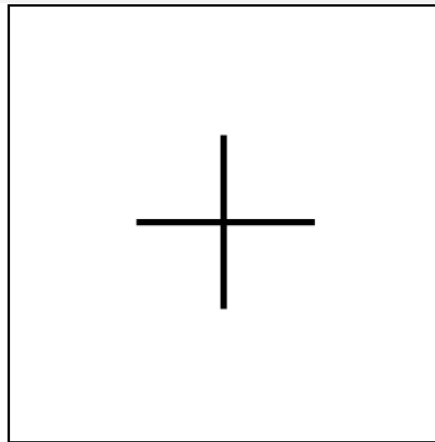
## No Training





# Procedure

## No Training



# Procedure

## No Training



# Procedure

## No Training

- Click task with no oral stimuli
  - The participants had to click as fast as possible on the shape that appeared on the screen
- 5 blocks
- Different randomization of the stimuli for each participant

# Data analysis

- Exclusion of participants who showed memorization problems or a large number of missing data
  - 22 non-natives
  - 16 natives
  - 14 non-native controls
- Pre- and post-tests: correct/incorrect participants' responses and reaction times
- Training: Correct/incorrect participants' responses
- Mixed-effect models (logistic and linear models)

# Results and discussion

## Training

- Dependent variable:
  - Correct/Incorrect response
- Independent variables:
  - Group (Natives, Non-natives)
  - Pattern (PP, P, O)
  - Block (1, 2, 3, 4, 5)

# Results and discussion

## Training

- No effect of Pattern (PP, P, O)
- Effect of Group (Natives, Non-natives)
- Effect of Block (1, 2, 3, 4, 5)
- Interaction Group x Block

# Results and discussion

## Training

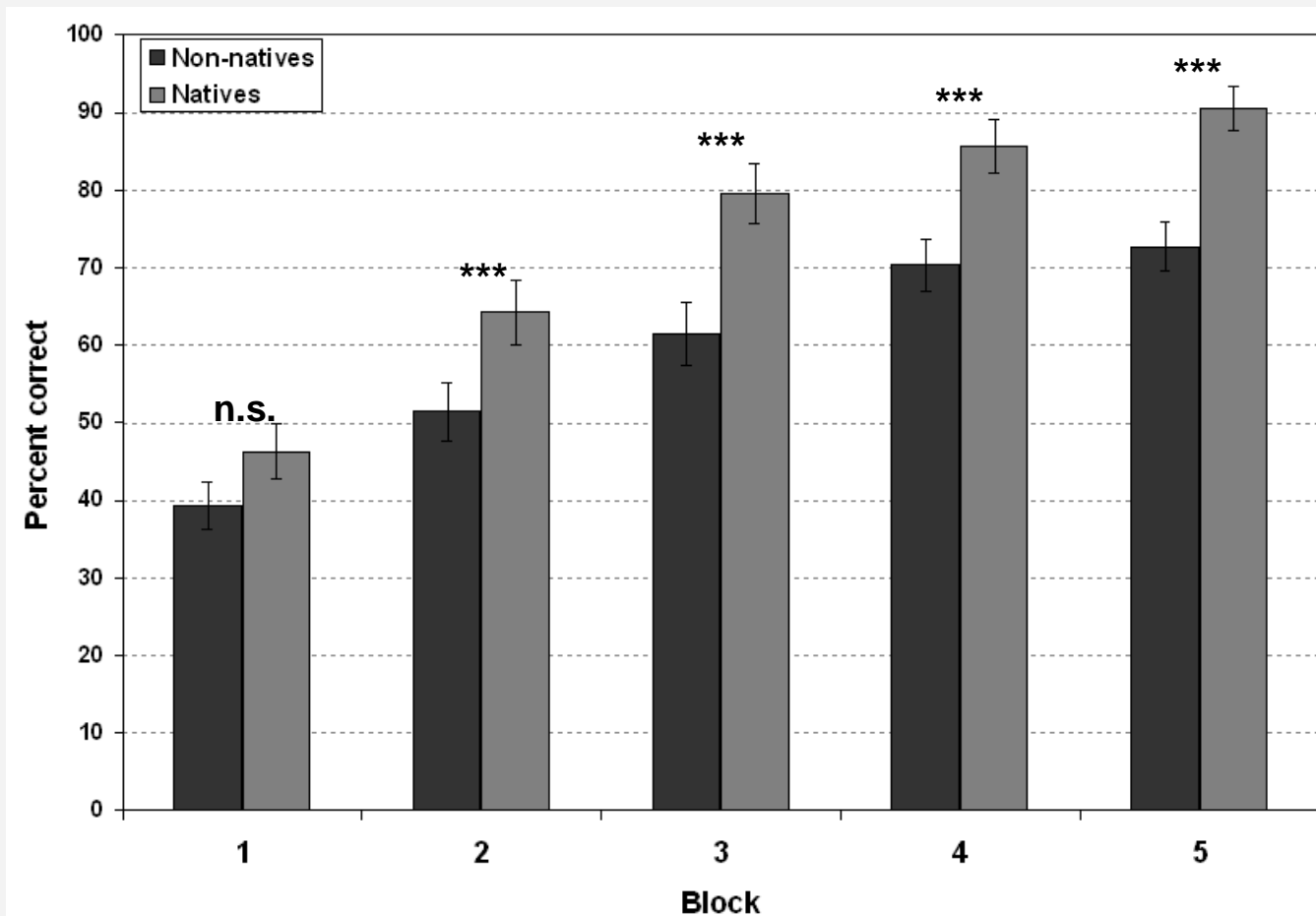


Figure 1. Percent correct in the training session as a function of block and group. Error bars are standard error of the mean

# Results and discussion

## Training

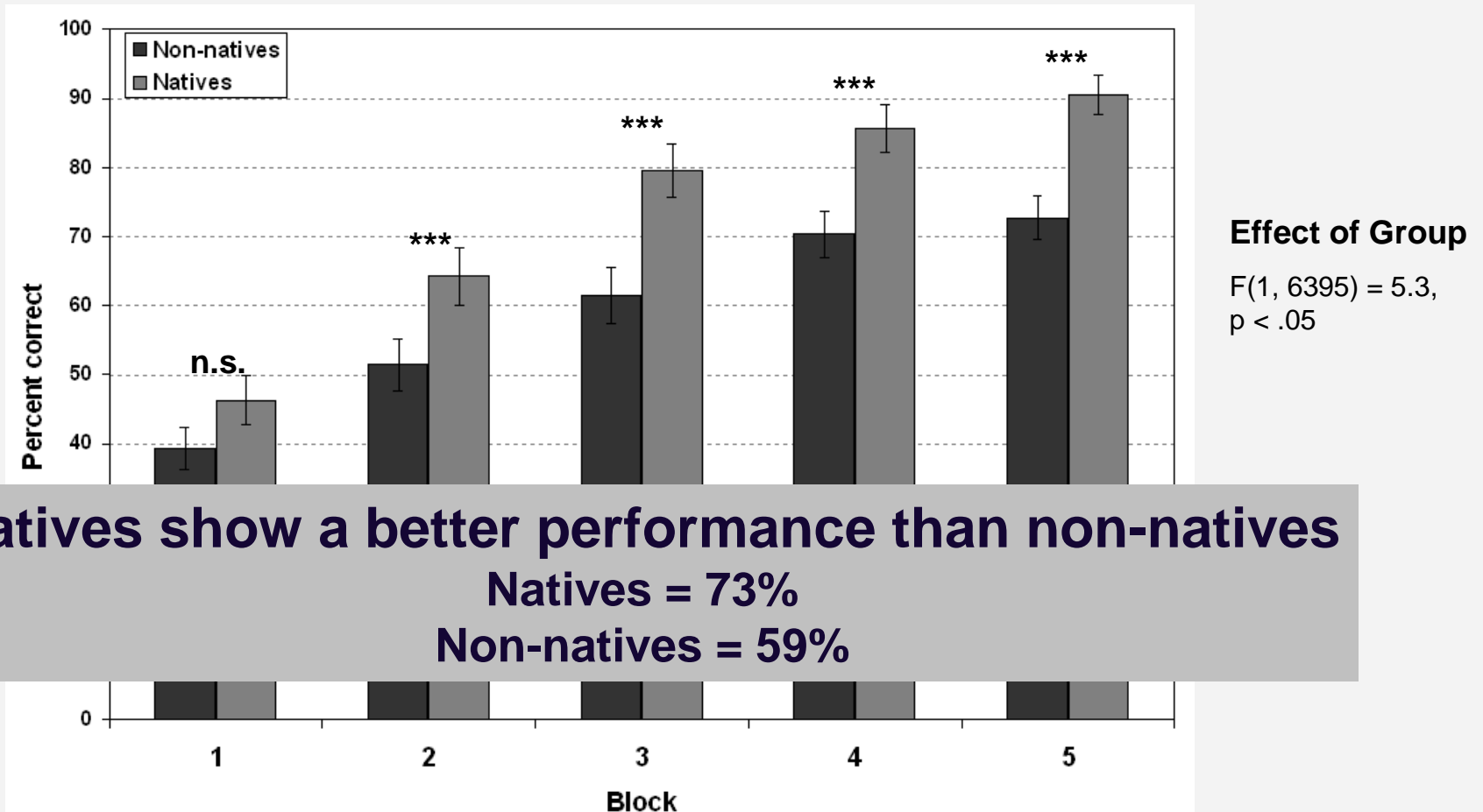


Figure 1. Percent correct in the training session as a function of block and group. Error bars are standard error of the mean



# Results and discussion

## Training

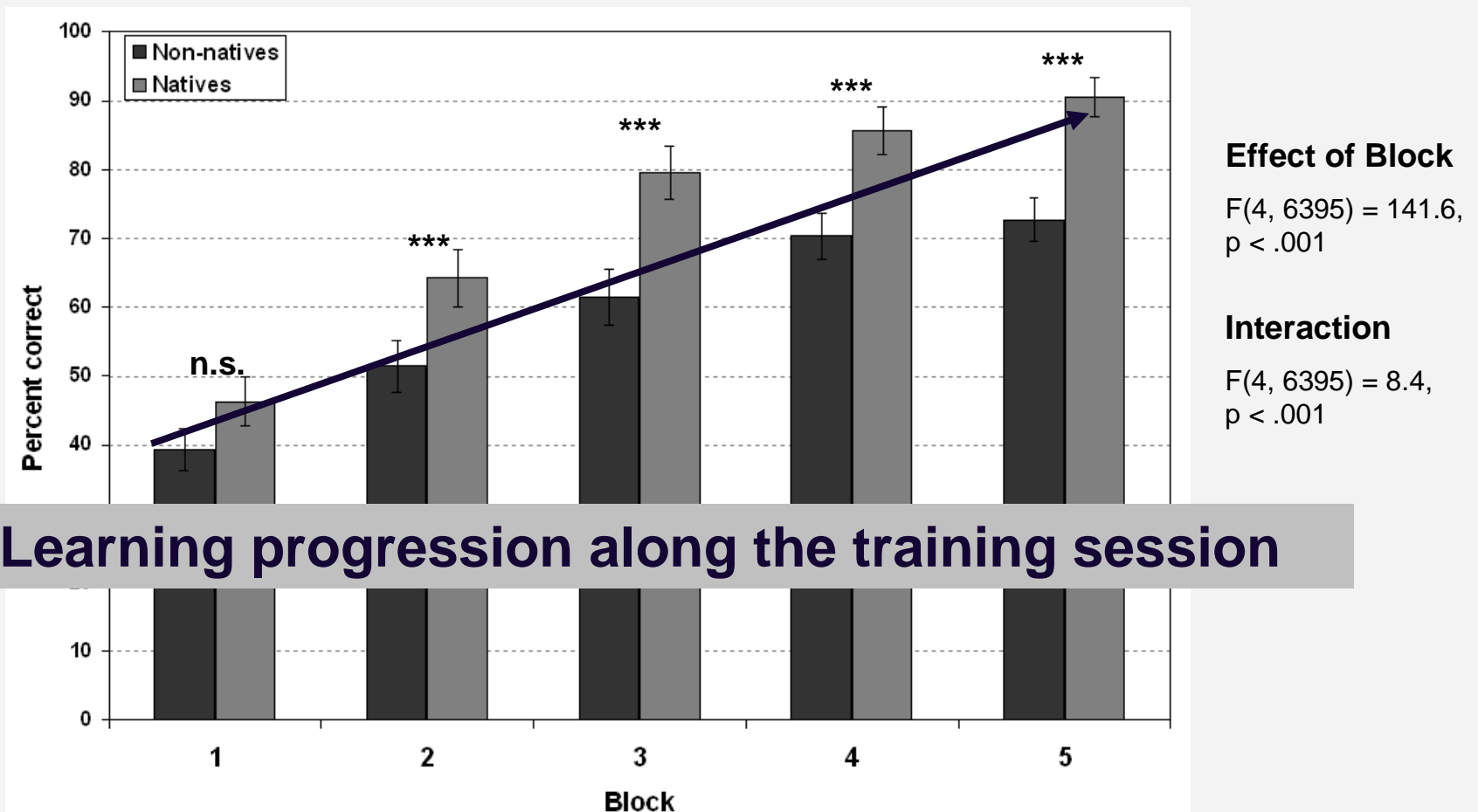


Figure 1. Percent correct in the training session as a function of block and group. Error bars are standard error of the mean

# Results and discussion

## Training

### **Summary**

- French-speaking listeners are able to learn lexical stress contrasts
- They have the capacity to integrate (at least, temporarily) and retrieve the accentual information, although their performance is not as good as the native Spanish one

# Results and discussion

## Pre- and post-tests

- Do the French-speaking listeners improve their identification of Spanish lexical stress?
- Do they behave in a different way than the participants with no training?
- Interaction Group x Experiment?

# Results and discussion

## Pre- and post-tests

- Dependent variable:
  - Correct/Incorrect response
- Independent variables:
  - Group (Natives, NN Control, Non-natives)
  - Experiment (pre-, post-test)
  - Pattern (PP, P, O)

# Results and discussion

## Pre- and post-tests

- Effect of Group (Natives, NN Control, Non-natives)
- Effect of Experiment (pre-, post-test)
- Effect of Pattern (PP, P, O)
- Interaction Group x Experiment
- Interaction Group x Pattern
- No triple interaction

# Results and discussion

## Pre- and post-tests

- Effect of Group (Natives, NN Control, Non-natives)
- Effect of Experiment (pre-, post-test)
- Effect of Pattern (PP, P, O)
- **Interaction Group x Experiment**
- Interaction Group x Pattern
- No triple interaction

# Results and discussion

## Pre- and post-tests

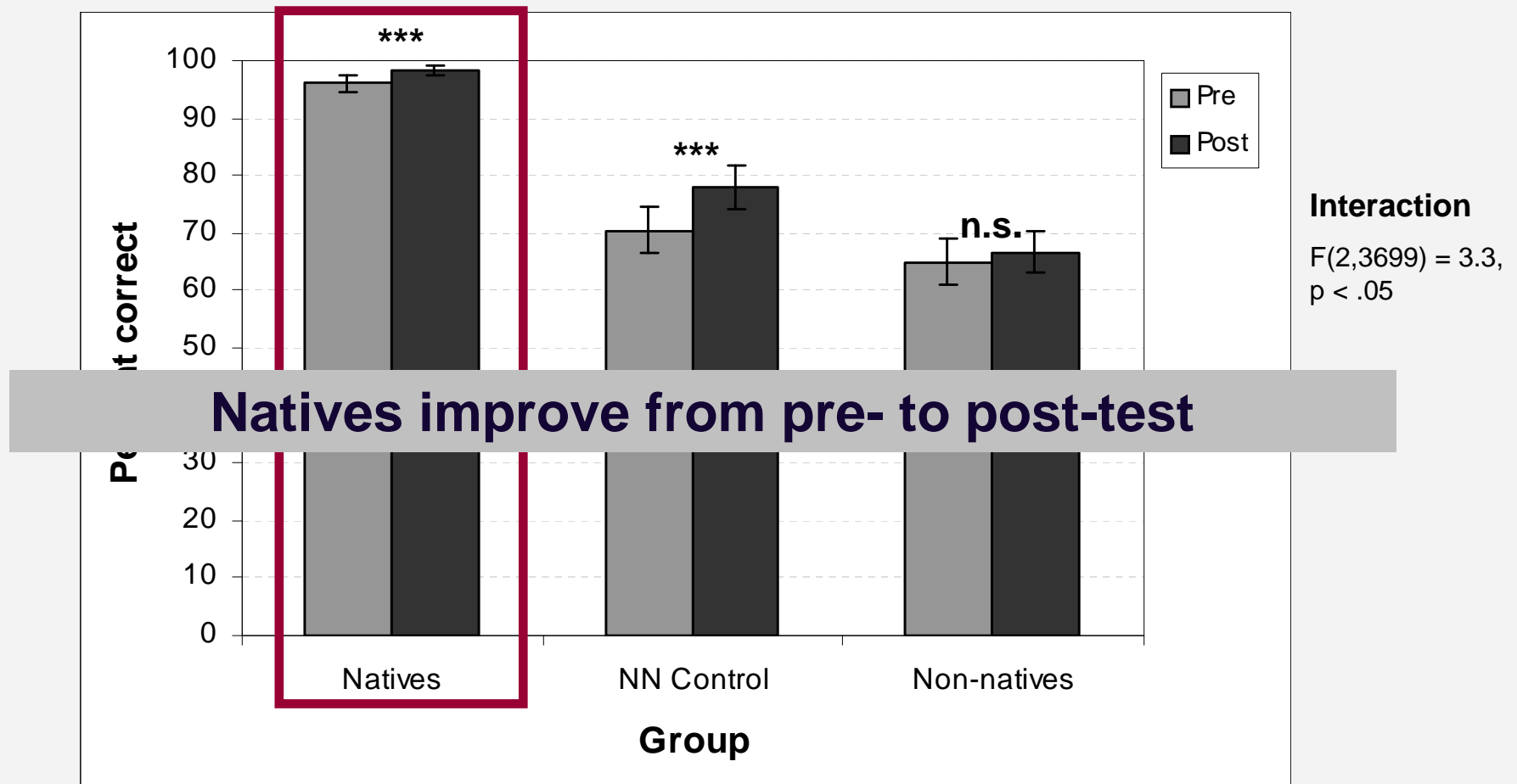


Figure 2. Percent correct responses as a function of group (natives, NN Control and non-natives) and experiment. Error bars are standard error of the mean.

# Results and discussion

## Pre- and post-tests

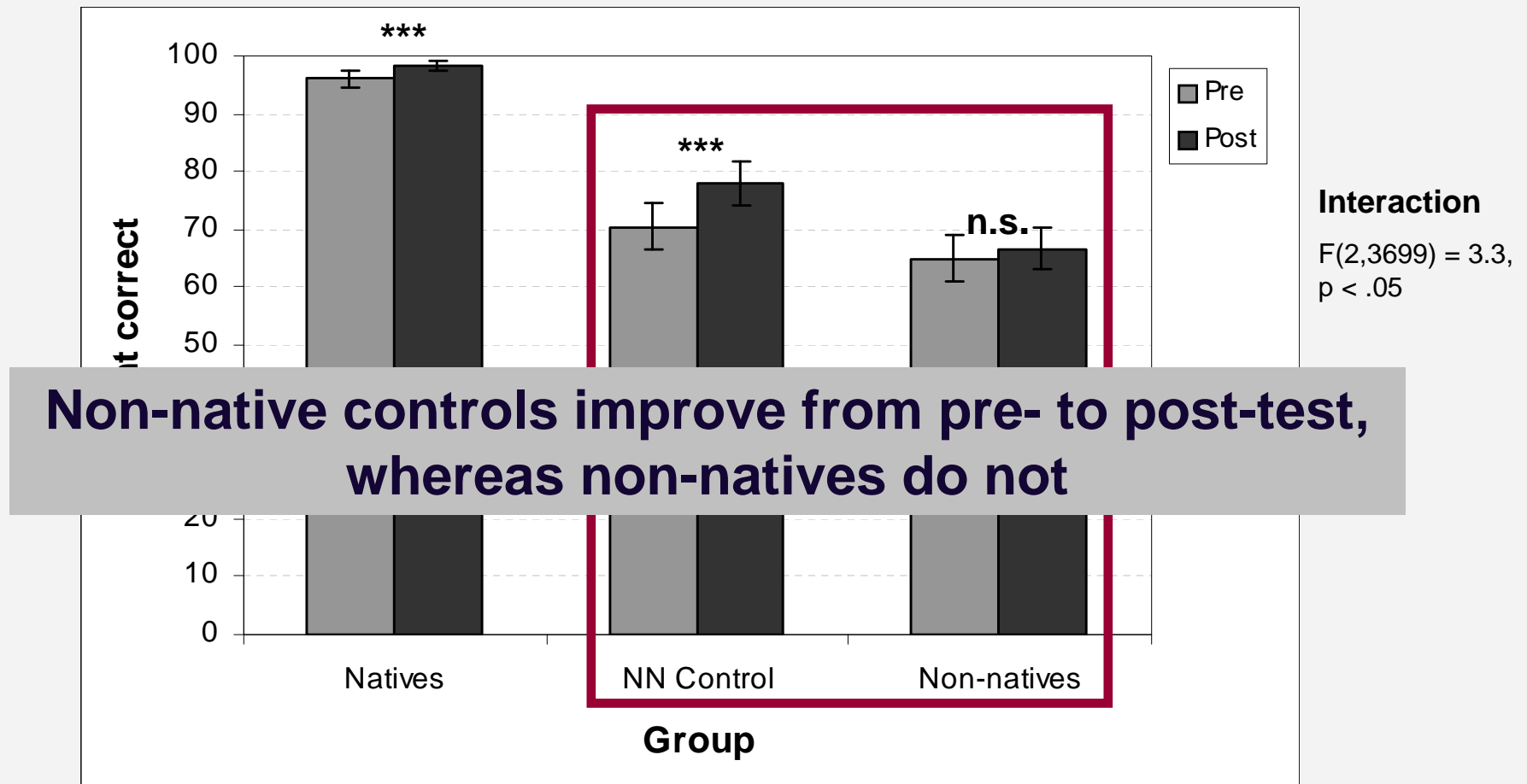


Figure 2. Percent correct responses as a function of group (natives, NN Control and non-natives) and experiment. Error bars are standard error of the mean.



# Results and discussion

## Pre- and post-tests

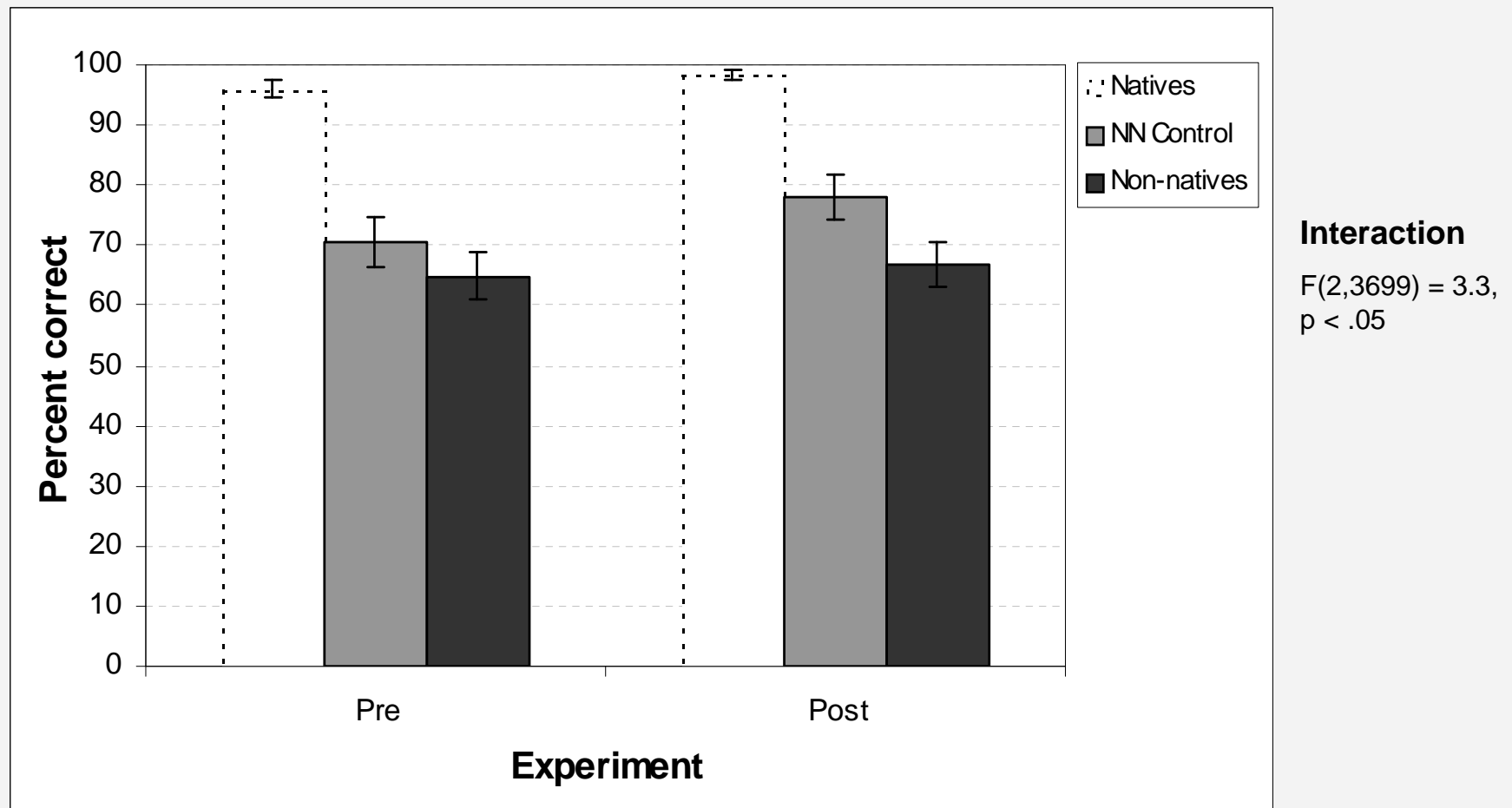


Figure 3. Percent correct responses as a function of experiment and group (natives, NN Control and non-natives). Error bars are standard error of the mean.

# Results and discussion

## Pre- and post-tests

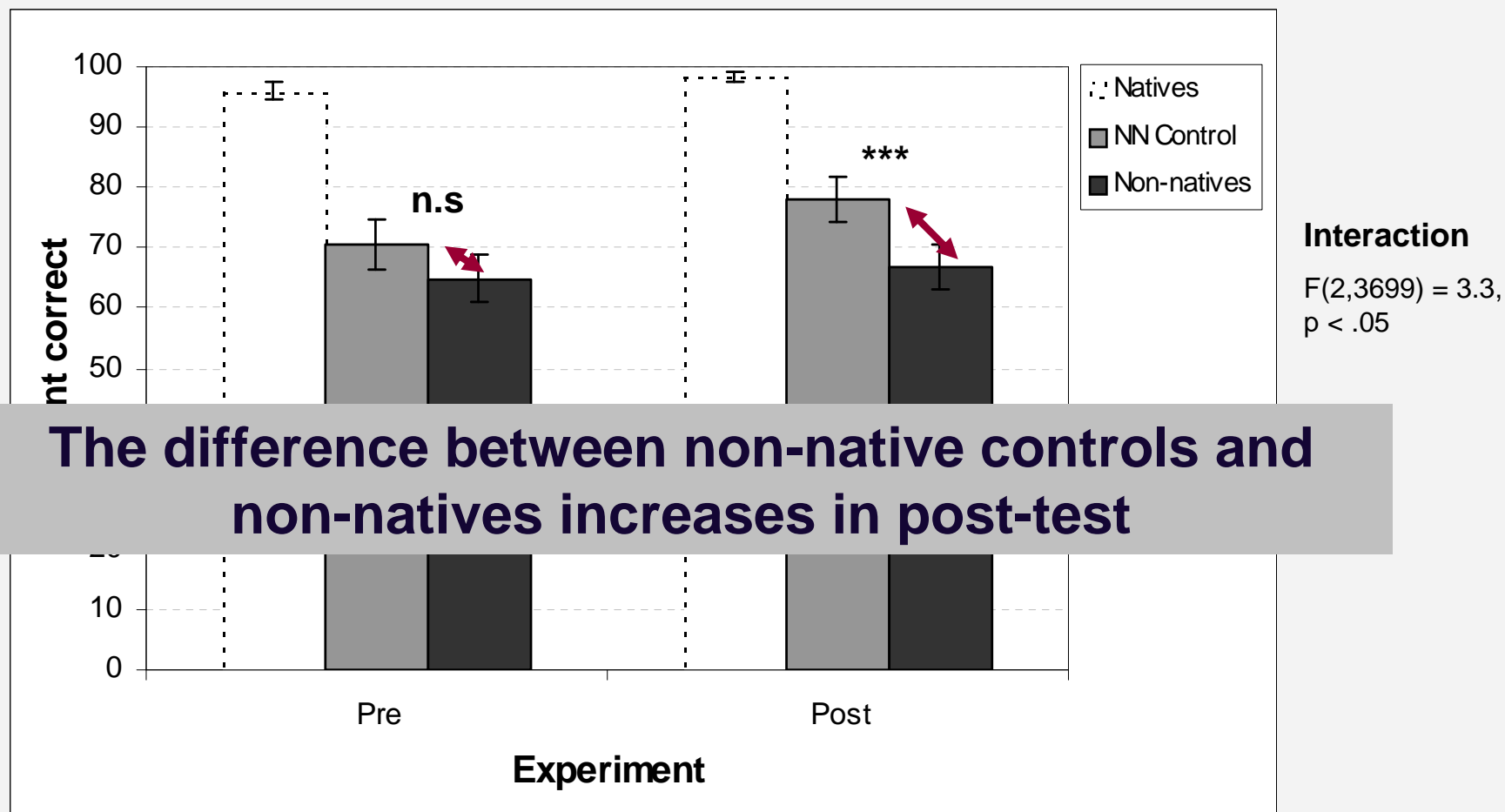


Figure 3. Percent correct responses as a function of experiment and group (natives, NN Control and non-natives). Error bars are standard error of the mean.

# Results and discussion

Pre- and post-tests

## Summary

- The non-native controls are better than the non-natives in post-test
- Contrary to the non-native controls, the non-natives do not improve from pre- to post-test

# Results and discussion

Pre- and post-tests

**How to explain these unexpected results?**

# Results and discussion

## Pre- and post-tests

- Some hints
  - Are the non-native controls slower than the non-natives in post-test?

# Results and discussion

## Pre- and post-tests

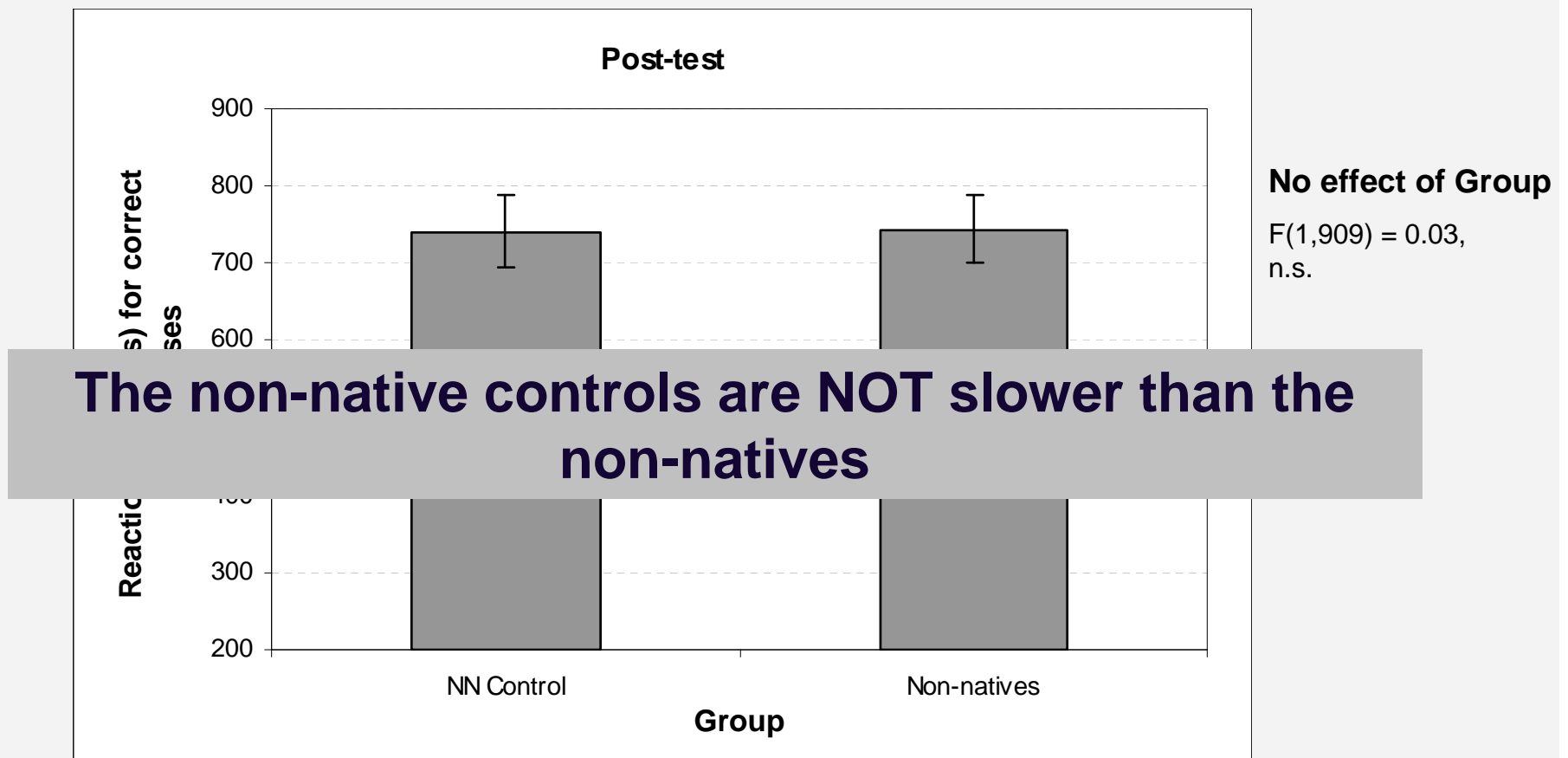


Figure 4. Reaction time (in ms) for correct responses in post-test as a function of group ( NN Control and non-natives) . Error bars are standard error of the mean.

# Results and discussion

## Pre- and post-tests

- Some hints
  - Is the musical expertise different in both groups?
    - Ear for music (1-7 scale)
    - Sense of rhythm (1-7 scale)
    - Musical instrument
    - Singing in tune

# Results and discussion

## Pre- and post-tests

- Some hints
  - Is the musical expertise different in both groups?

	NN controls N = 14	Non-natives N = 20	
Ear for music	3.57	4.05	$t(31) = 0.8$ , n.s.
Sense of rhythm	5	4.95	$t(32) = 0.9$ , n.s.
Musical instrument	8	10	$\chi^2(1, N= 34) = 0.17$ , n.s.
Singing in tune	7	8	$\chi^2(1, N= 34) = 0.33$ , n.s.



# Results and discussion

## Pre- and post-tests

- Some hints
  - Does training really have an effect on stress identification in non-natives?
  - Influence of the performance at the end of the training on the responses in the post-test (in non-natives only)

# Results and discussion

## Pre- and post-tests

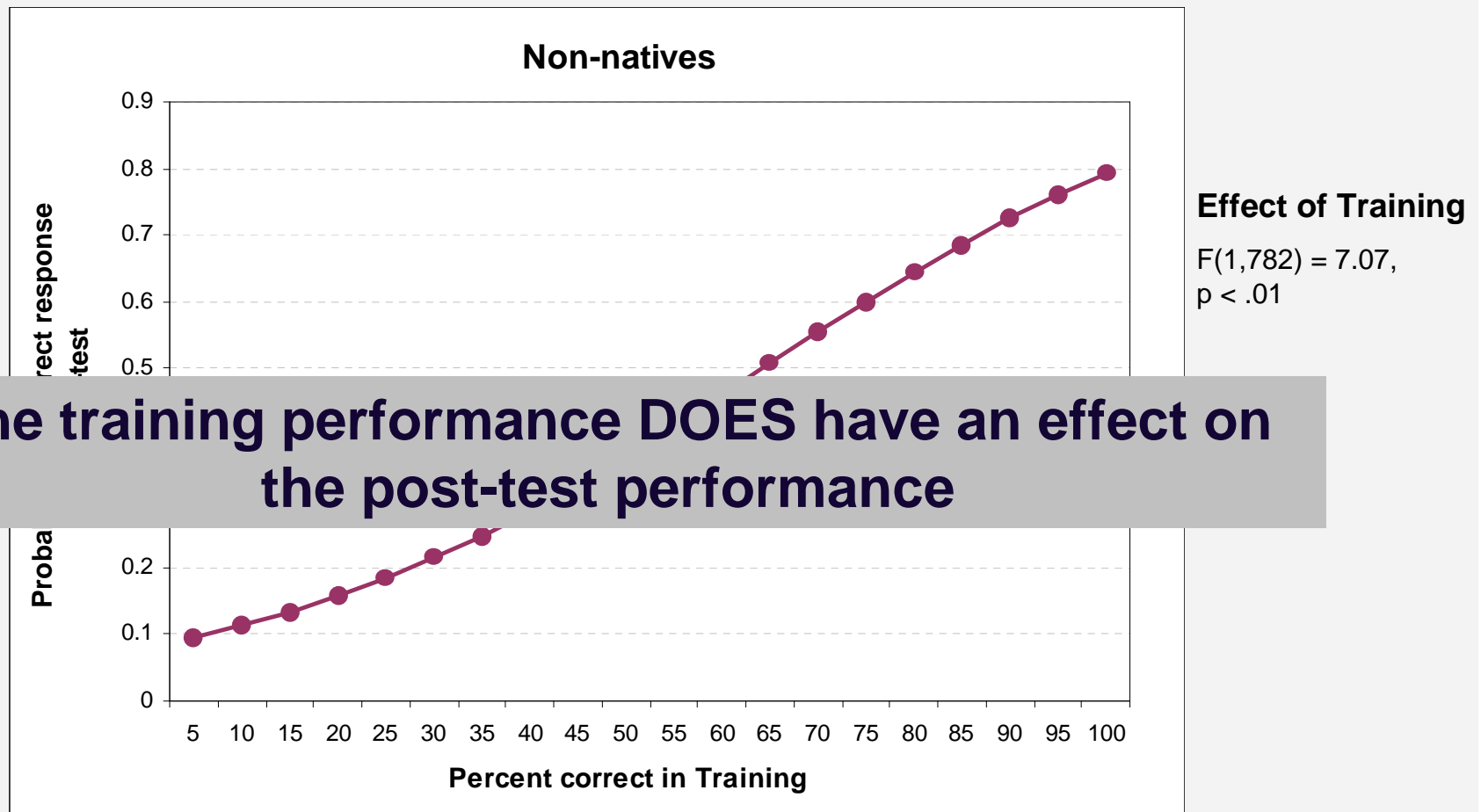


Figure 5. Estimated probability of correct response in post-test as a function of percent correct in Training.

## Conclusion and perspectives

- Unexpected and unexplainable differences between non-native controls and non-natives
- Although there is no global improvement, training does have an effect on the identification of lexical stress in non-natives

# Conclusion and perspectives

- Phonetic variability in the stimuli
- Task with acoustic and lexical processing in pre- and post-test
- Words and pseudowords

## Conclusion and perspectives

Does training make French speakers more able to identify lexical stress?

**Yes, but only if they are good at the end of the training...**